

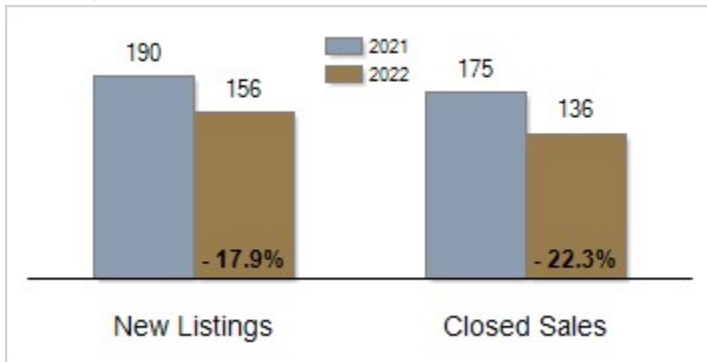


# Patterson-Schwartz Real Estate Residential Market Update

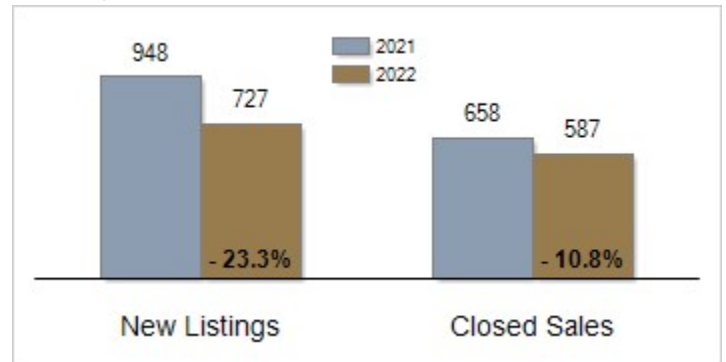
As of Monday, July 11, 2022 1:37:12 PM

Southern Chester Counties	June			Year To Date		
	2021	2022	Change	2021	2022	Change
New Listings	190	156	- 17.9%	948	727	- 23.3%
Closed Sales	175	136	- 22.3%	658	587	- 10.8%
Pending Sales	143	89	- 37.8%	800	590	- 26.3%
Median Sales Price	\$476,415	\$512,102	+ 7.5%	\$445,000	\$512,985	+ 15.3%
% of Original List Price Received at Sale	102.2%	103.6%	+ 1.4%	100.4%	101.8%	+ 1.4%
Average Days on Market Until Sale	37	13	- 64.9%	41	25	- 39.0%
Total Residential Listing Inventory (as of 06/30)	140	161	+ 15.0%			
Single-Family Detached Inventory (as of 06/30)	113	124	+ 9.7%			

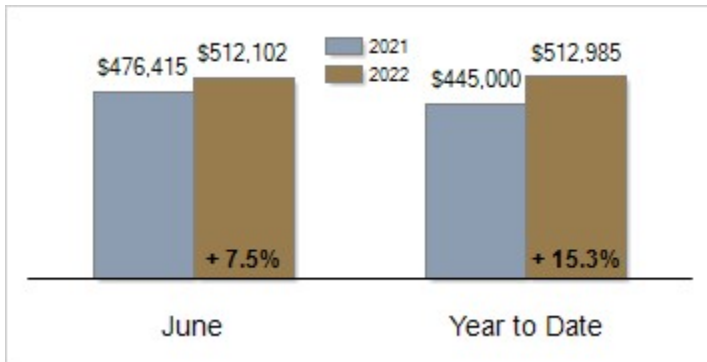
### Activity: June



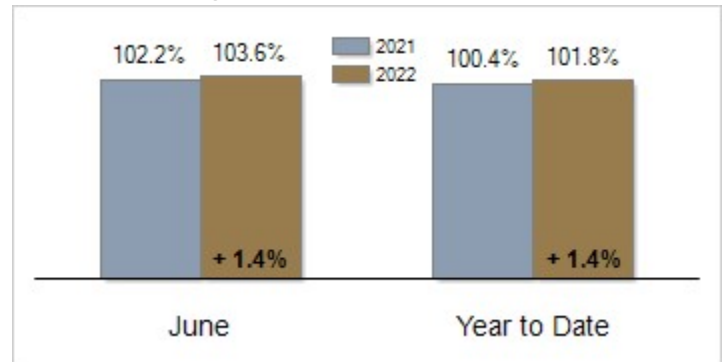
### Activity: Year to Date



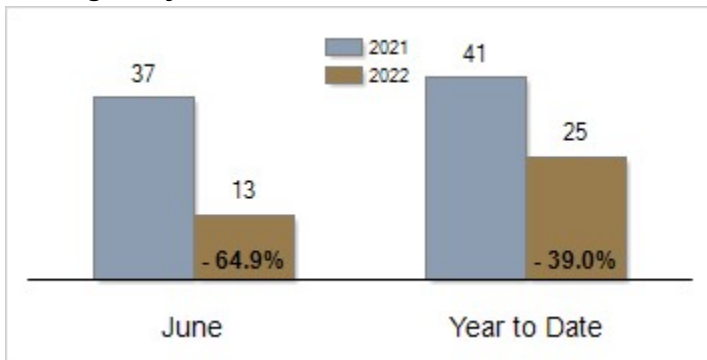
### Median Sales Price



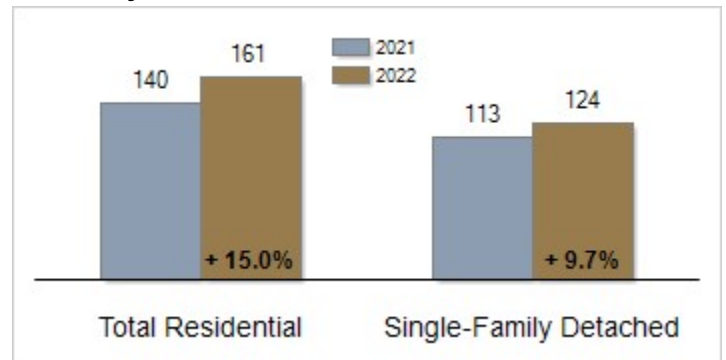
### Percent of Original List Price Received at Sale



### Average Days on Market Until Sale



### Inventory of Homes for Sale: June



All information presented is based on data supplied by BRIGHT MLS. BRIGHT MLS does not guarantee nor is it responsible for its accuracy. Data maintained by the MLS may not reflect all real estate activities in the market. Information is deemed reliable but not guaranteed.