

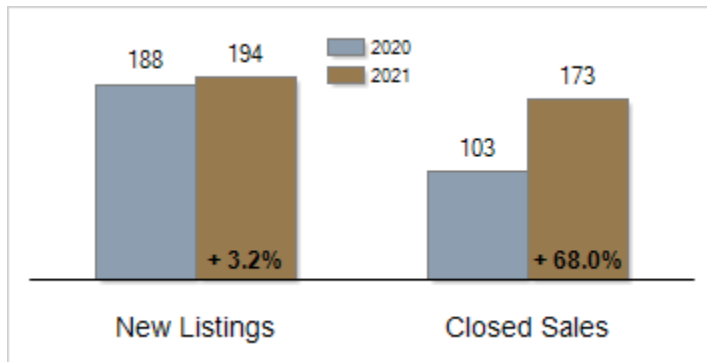


Patterson-Schwartz Real Estate Residential Market Update

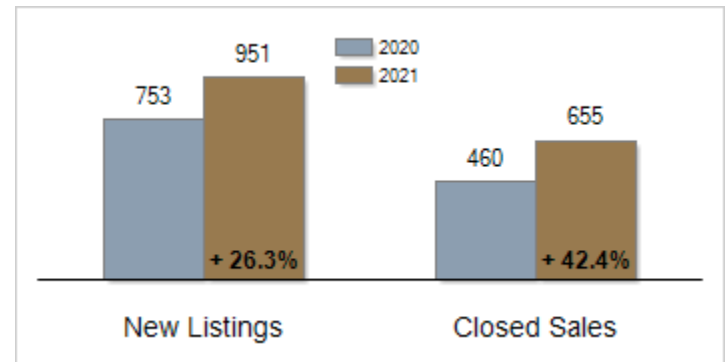
As of Thursday, July 8, 2021 12:50:19 PM

Southern Chester Counties	June			Year To Date		
	2020	2021	Change	2020	2021	Change
New Listings	188	194	+ 3.2%	753	951	+ 26.3%
Closed Sales	103	173	+ 68.0%	460	655	+ 42.4%
Pending Sales	186	116	- 37.6%	619	763	+ 23.3%
Median Sales Price	\$390,000	\$478,112	+ 22.6%	\$402,450	\$445,000	+ 10.6%
% of Original List Price Received at Sale	95.8%	102.4%	+ 6.6%	94.4%	100.7%	+ 6.3%
Average Days on Market Until Sale	66	37	- 43.9%	70	41	- 41.4%
Total Residential Listing Inventory (as of 06/30)	266	213	- 19.9%			
Single-Family Detached Inventory (as of 06/30)	207	176	- 15.0%			

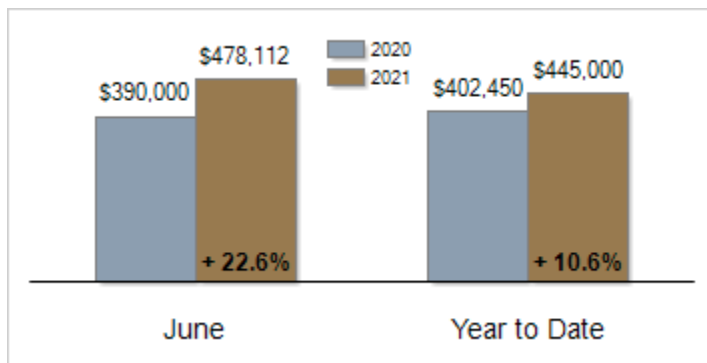
Activity: June



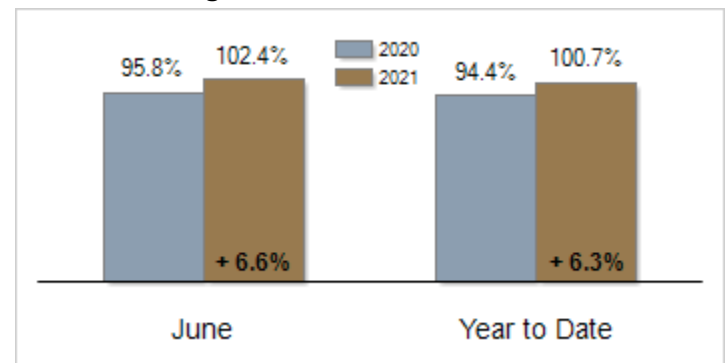
Activity: Year to Date



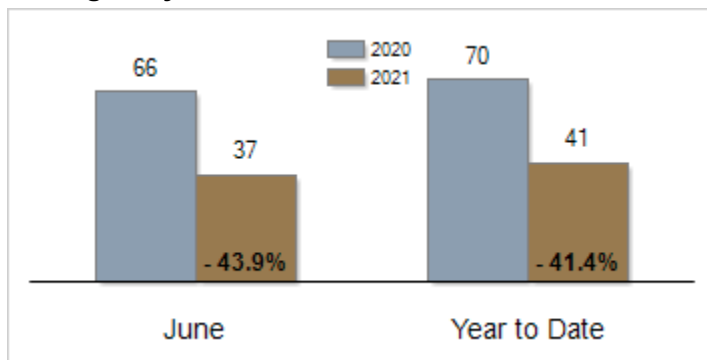
Median Sales Price



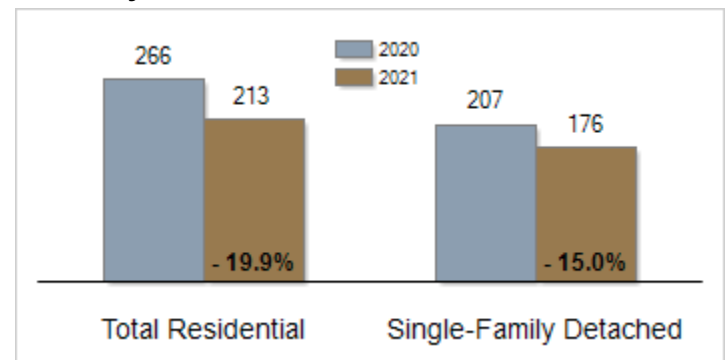
Percent of Original List Price Received at Sale



Average Days on Market Until Sale



Inventory of Homes for Sale: June



All information presented is based on data supplied by BRIGHT MLS. BRIGHT MLS does not guarantee nor is it responsible for its accuracy. Data maintained by the MLS may not reflect all real estate activities in the market. Information is deemed reliable but not guaranteed.