

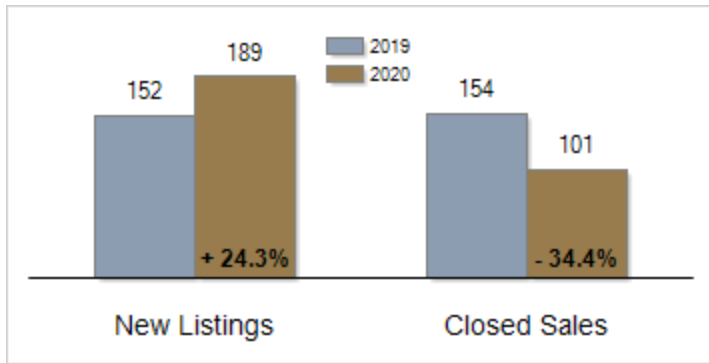


# Patterson-Schwartz Real Estate Residential Market Update

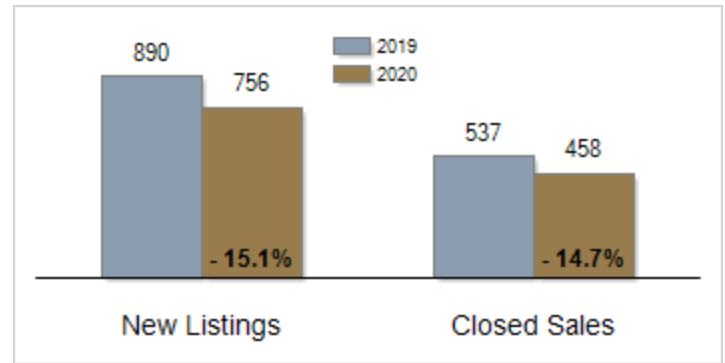
As of Thursday, July 9, 2020 11:07:58 AM

Southern Chester Counties	June			Year To Date		
	2019	2020	Change	2019	2020	Change
New Listings	152	189	+ 24.3%	890	756	- 15.1%
Closed Sales	154	101	- 34.4%	537	458	- 14.7%
Pending Sales	131	153	+ 16.8%	685	581	- 15.2%
Median Sales Price	\$395,807	\$395,000	- 0.2%	\$380,000	\$404,950	+ 6.6%
% of Original List Price Received at Sale	97.2%	95.8%	- 1.4%	96.3%	94.4%	- 1.9%
Average Days on Market Until Sale	56	65	+ 16.1%	64	70	+ 9.4%
Total Residential Listing Inventory (as of 06/30)	301	340	+ 13.0%			
Single-Family Detached Inventory (as of 06/30)	252	280	+ 11.1%			

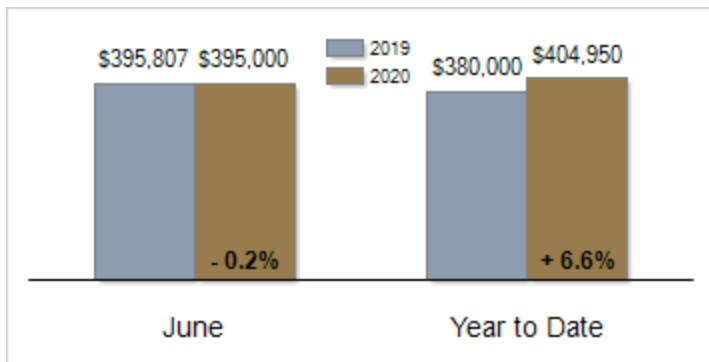
Activity: June



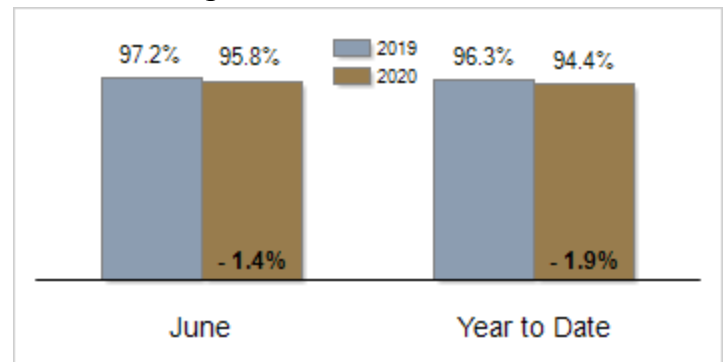
Activity: Year to Date



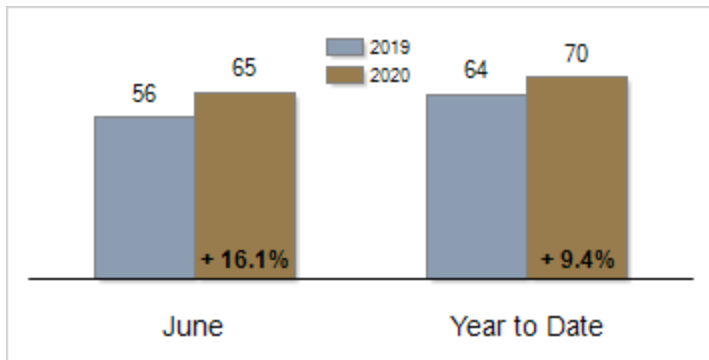
Median Sales Price



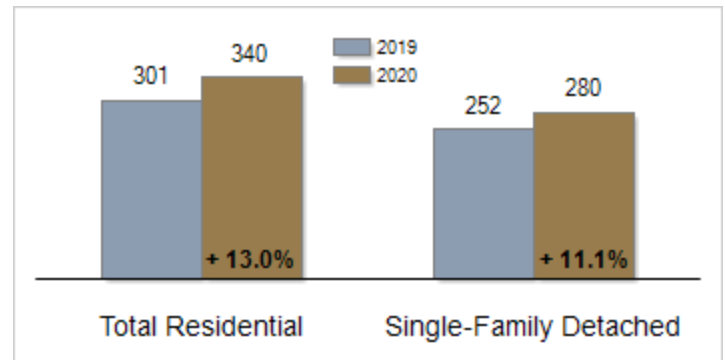
Percent of Original List Price Received at Sale



Average Days on Market Until Sale



Inventory of Homes for Sale: June



All information presented is based on data supplied by BRIGHT MLS. BRIGHT MLS does not guarantee nor is it responsible for its accuracy. Data maintained by the MLS may not reflect all real estate activities in the market. Information is deemed reliable but not guaranteed.