

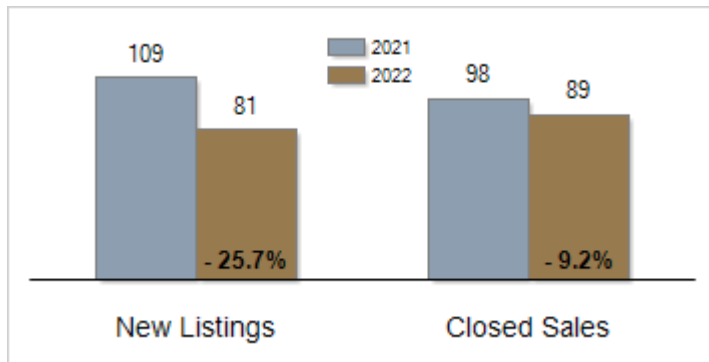


Patterson-Schwartz Real Estate Residential Market Update

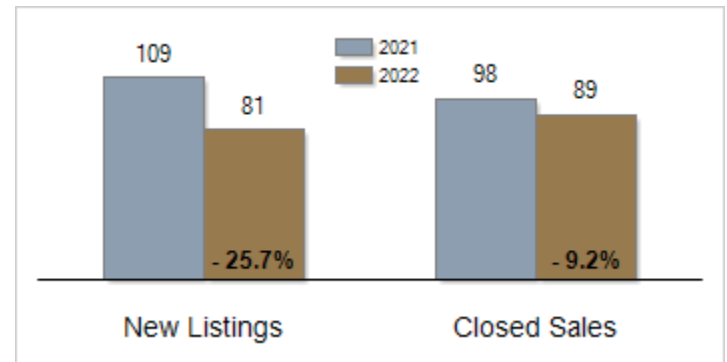
As of Friday, February 11, 2022 9:19:40 AM

Southern Chester Counties	January			Year To Date		
	2021	2022	Change	2021	2022	Change
New Listings	109	81	- 25.7%	109	81	- 25.7%
Closed Sales	98	89	- 9.2%	98	89	- 9.2%
Pending Sales	98	79	- 19.4%	98	79	- 19.4%
Median Sales Price	\$457,075	\$490,000	+ 7.2%	\$457,075	\$490,000	+ 7.2%
% of Original List Price Received at Sale	97.4%	100.7%	+ 3.3%	97.4%	100.7%	+ 3.3%
Average Days on Market Until Sale	59	39	- 33.9%	59	39	- 33.9%
Total Residential Listing Inventory (as of 01/31)	118	99	- 16.1%			
Single-Family Detached Inventory (as of 01/31)	78	75	- 3.8%			

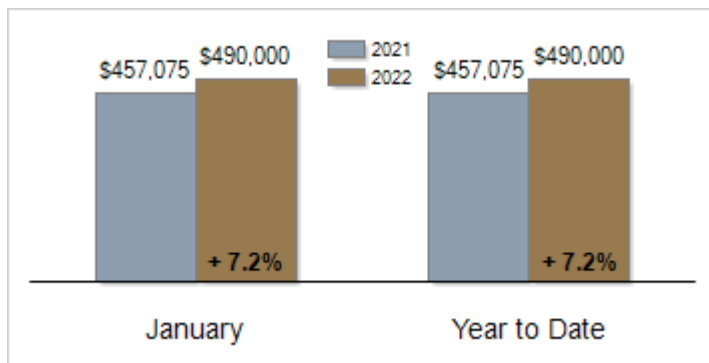
Activity: January



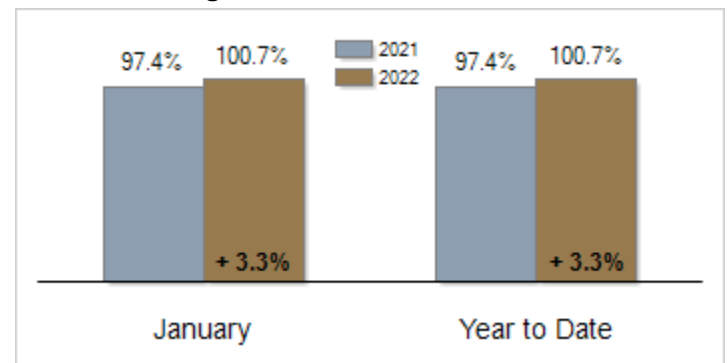
Activity: Year to Date



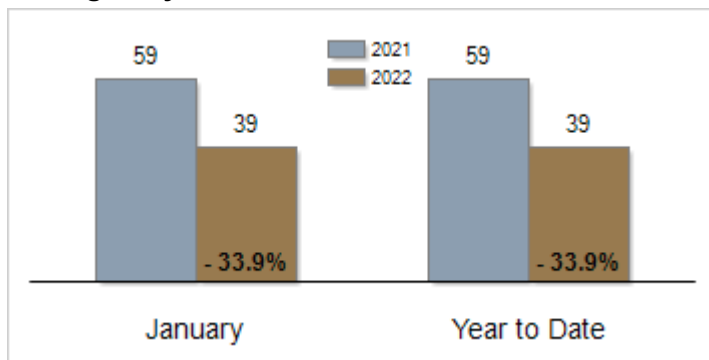
Median Sales Price



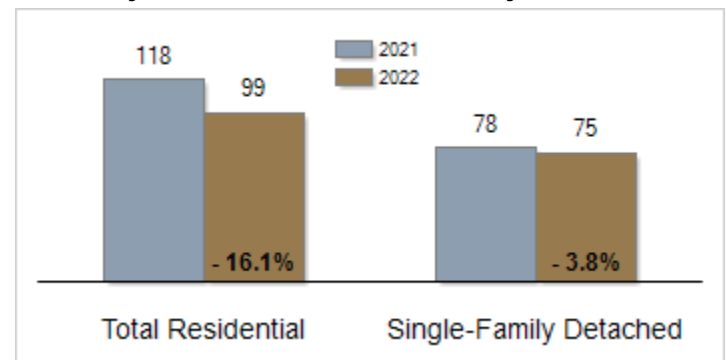
Percent of Original List Price Received at Sale



Average Days on Market Until Sale



Inventory of Homes for Sale: January



All information presented is based on data supplied by BRIGHT MLS. BRIGHT MLS does not guarantee nor is it responsible for its accuracy. Data maintained by the MLS may not reflect all real estate activities in the market. Information is deemed reliable but not guaranteed.