

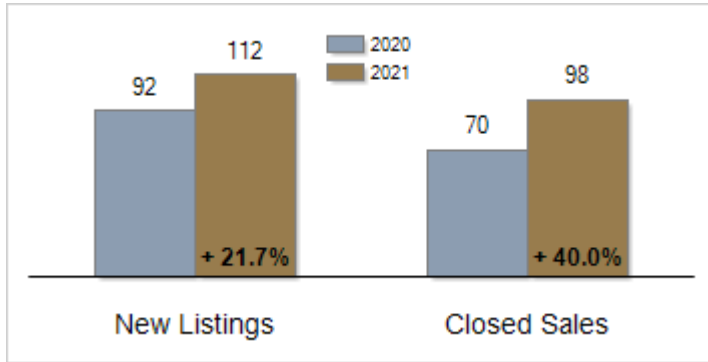


# Patterson-Schwartz Real Estate Residential Market Update

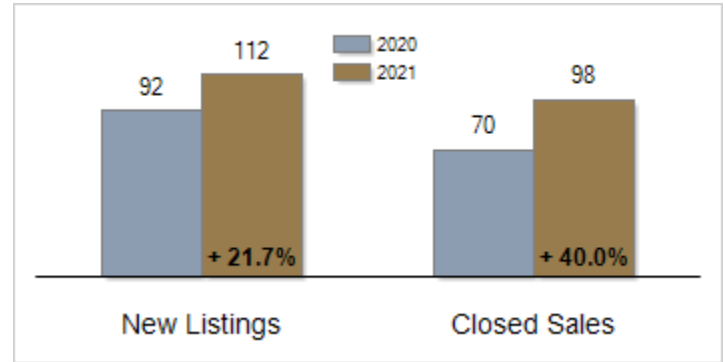
As of Tuesday, February 9, 2021 9:42:35 AM

Southern Chester Counties	January			Year To Date		
	2020	2021	Change	2020	2021	Change
<b>New Listings</b>	92	112	+ 21.7%	92	112	+ 21.7%
<b>Closed Sales</b>	70	98	+ 40.0%	70	98	+ 40.0%
<b>Pending Sales</b>	88	84	- 4.5%	88	84	- 4.5%
<b>Median Sales Price</b>	\$409,500	\$457,075	+ 11.6%	\$409,500	\$457,075	+ 11.6%
<b>% of Original List Price Received at Sale</b>	95.3%	97.4%	+ 2.1%	95.3%	97.4%	+ 2.1%
<b>Average Days on Market Until Sale</b>	70	54	- 22.9%	70	54	- 22.9%
<b>Total Residential Listing Inventory (as of 01/31)</b>	263	169	- 35.7%			
<b>Single-Family Detached Inventory (as of 01/31)</b>	211	119	- 43.6%			

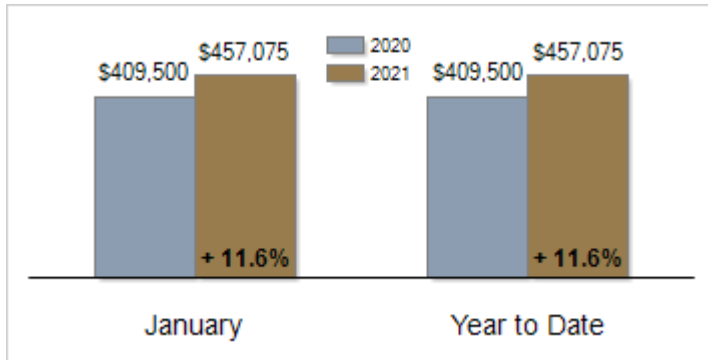
Activity: January



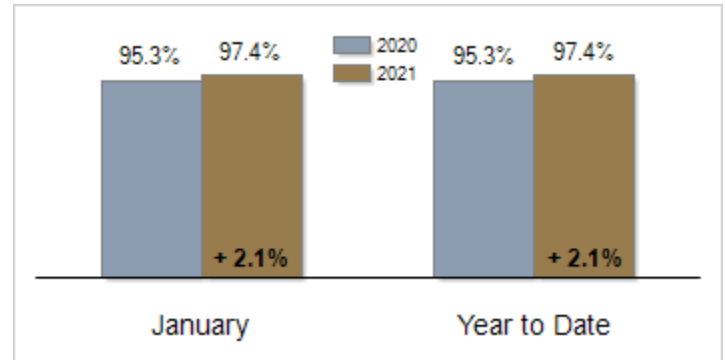
Activity: Year to Date



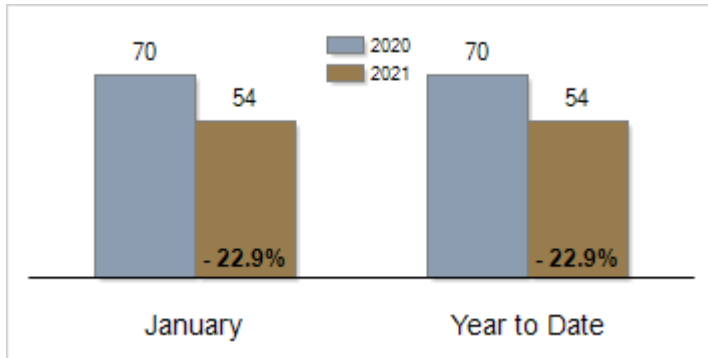
Median Sales Price



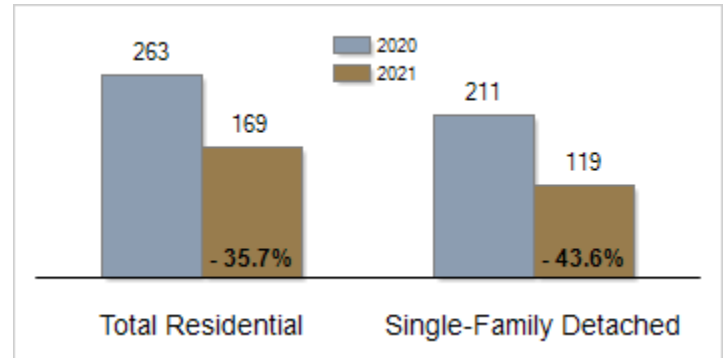
Percent of Original List Price Received at Sale



Average Days on Market Until Sale



Inventory of Homes for Sale: January



All information presented is based on data supplied by BRIGHT MLS. BRIGHT MLS does not guarantee nor is it responsible for its accuracy. Data maintained by the MLS may not reflect all real estate activities in the market. Information is deemed reliable but not guaranteed.