

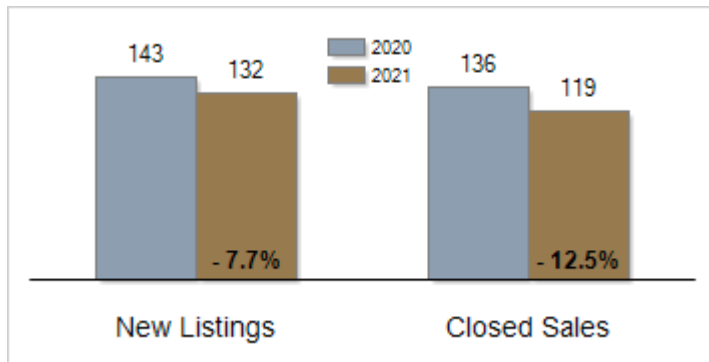


Patterson-Schwartz Real Estate Residential Market Update

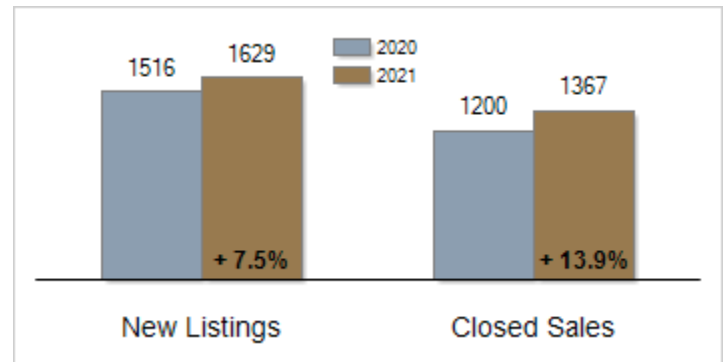
As of Friday, December 10, 2021 8:46:04 AM

Southern Chester Counties	November			Year To Date		
	2020	2021	Change	2020	2021	Change
New Listings	143	132	- 7.7%	1516	1629	+ 7.5%
Closed Sales	136	119	- 12.5%	1200	1367	+ 13.9%
Pending Sales	135	81	- 40.0%	1308	1375	+ 5.1%
Median Sales Price	\$417,000	\$475,000	+ 13.9%	\$415,000	\$460,000	+ 10.8%
% of Original List Price Received at Sale	98.3%	101.0%	+ 2.7%	96.6%	100.8%	+ 4.2%
Average Days on Market Until Sale	35	20	- 42.9%	51	30	- 41.2%
Total Residential Listing Inventory (as of 11/30)	156	151	- 3.2%			
Single-Family Detached Inventory (as of 11/30)	114	124	+ 8.8%			

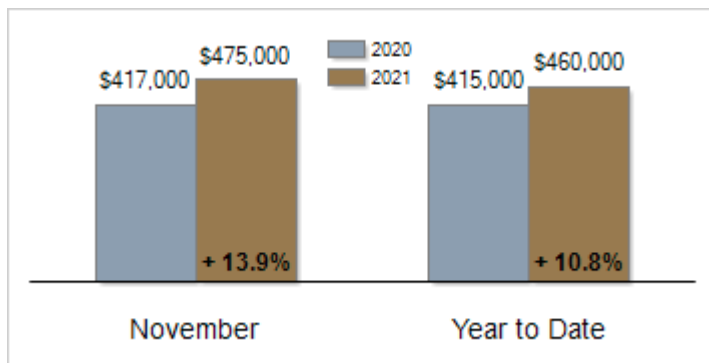
Activity: November



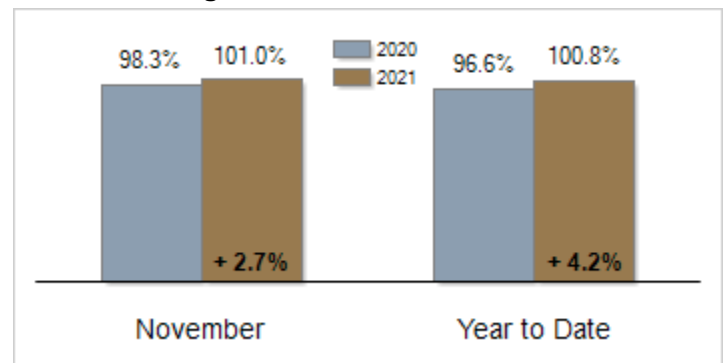
Activity: Year to Date



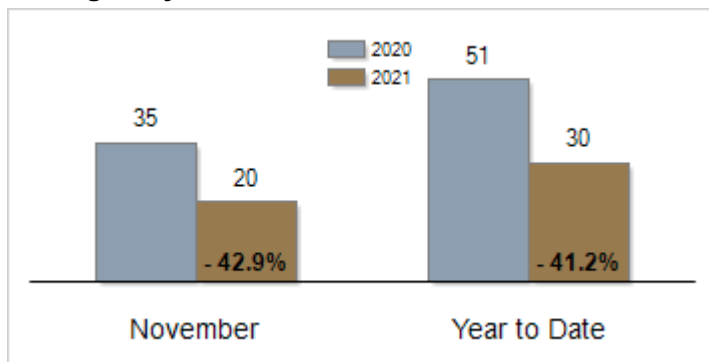
Median Sales Price



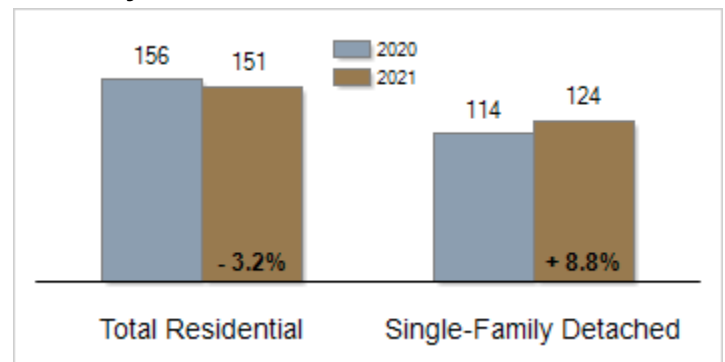
Percent of Original List Price Received at Sale



Average Days on Market Until Sale



Inventory of Homes for Sale: November



All information presented is based on data supplied by BRIGHT MLS. BRIGHT MLS does not guarantee nor is it responsible for its accuracy. Data maintained by the MLS may not reflect all real estate activities in the market. Information is deemed reliable but not guaranteed.