

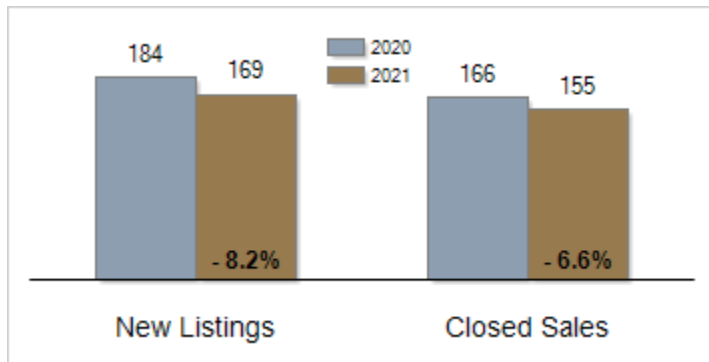


Patterson-Schwartz Real Estate Residential Market Update

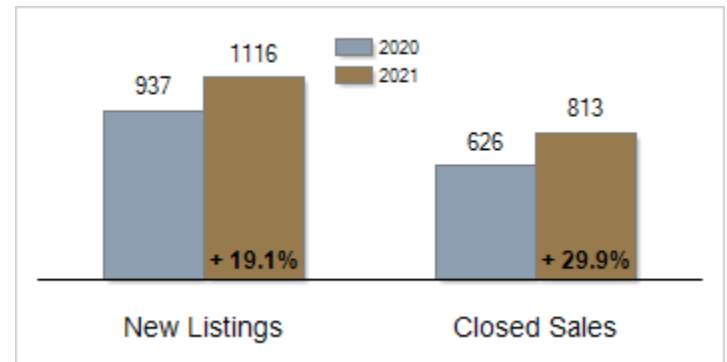
As of Tuesday, August 10, 2021 4:10:22 PM

Southern Chester Counties	July			Year To Date		
	2020	2021	Change	2020	2021	Change
New Listings	184	169	- 8.2%	937	1116	+ 19.1%
Closed Sales	166	155	- 6.6%	626	813	+ 29.9%
Pending Sales	172	101	- 41.3%	791	893	+ 12.9%
Median Sales Price	\$417,942	\$500,000	+ 19.6%	\$410,000	\$455,000	+ 11.0%
% of Original List Price Received at Sale	98.9%	101.6%	+ 2.7%	95.6%	100.8%	+ 5.2%
Average Days on Market Until Sale	36	22	- 38.9%	61	37	- 39.3%
Total Residential Listing Inventory (as of 07/31)	232	222	- 4.3%			
Single-Family Detached Inventory (as of 07/31)	171	190	+ 11.1%			

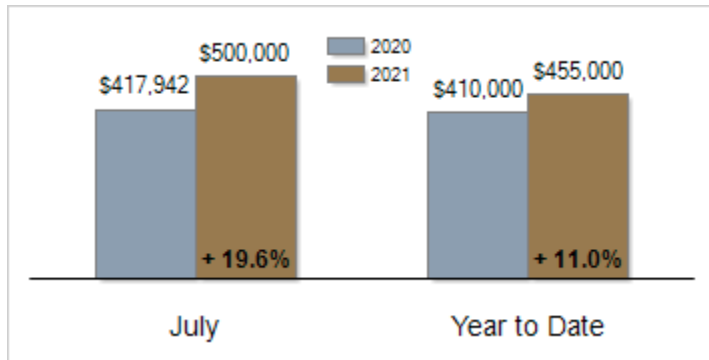
Activity: July



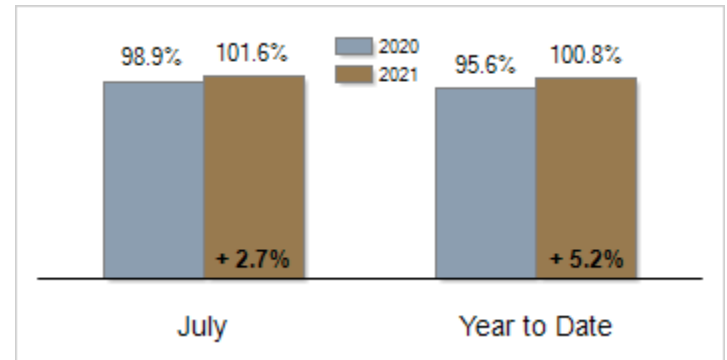
Activity: Year to Date



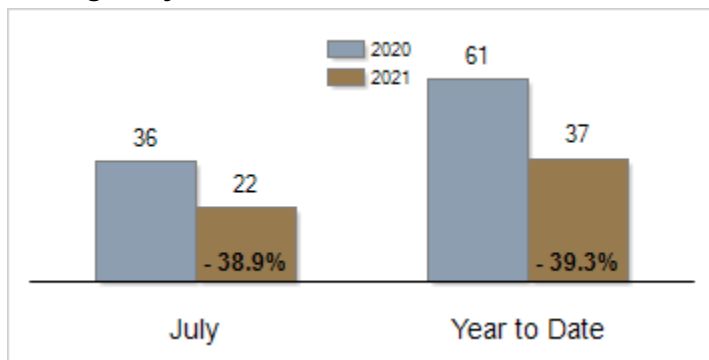
Median Sales Price



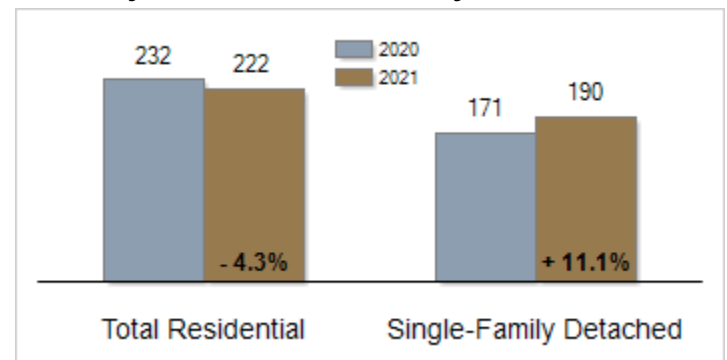
Percent of Original List Price Received at Sale



Average Days on Market Until Sale



Inventory of Homes for Sale: July



All information presented is based on data supplied by BRIGHT MLS. BRIGHT MLS does not guarantee nor is it responsible for its accuracy. Data maintained by the MLS may not reflect all real estate activities in the market. Information is deemed reliable but not guaranteed.