

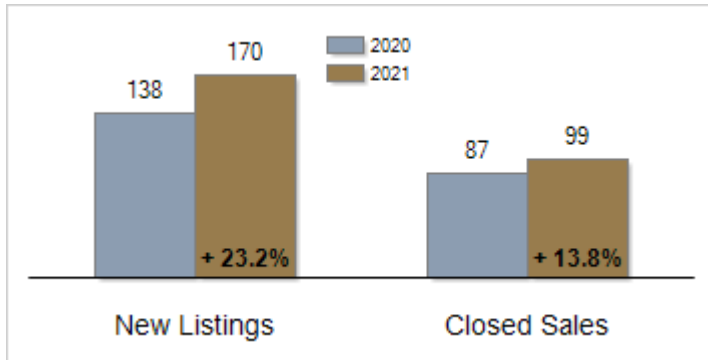


# Patterson-Schwartz Real Estate Residential Market Update

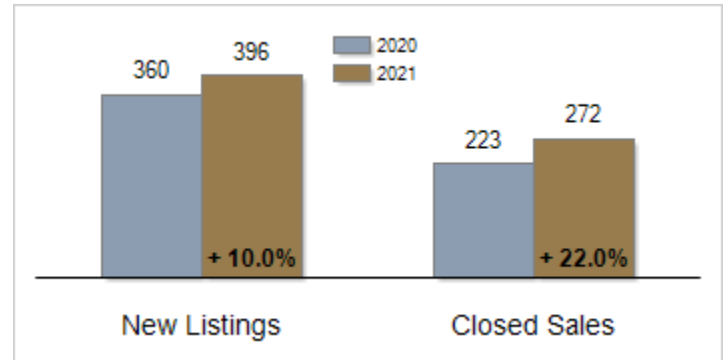
As of Friday, April 9, 2021 1:54:54 PM

Southern Chester Counties	March			Year To Date		
	2020	2021	Change	2020	2021	Change
New Listings	138	170	+ 23.2%	360	396	+ 10.0%
Closed Sales	87	99	+ 13.8%	223	272	+ 22.0%
Pending Sales	98	114	+ 16.3%	277	311	+ 12.3%
Median Sales Price	\$389,900	\$426,000	+ 9.3%	\$395,000	\$419,950	+ 6.3%
% of Original List Price Received at Sale	94.7%	99.3%	+ 4.6%	93.6%	98.4%	+ 4.8%
Average Days on Market Until Sale	73	39	- 46.6%	74	50	- 32.4%
Total Residential Listing Inventory (as of 03/31)	284	188	- 33.8%			
Single-Family Detached Inventory (as of 03/31)	217	146	- 32.7%			

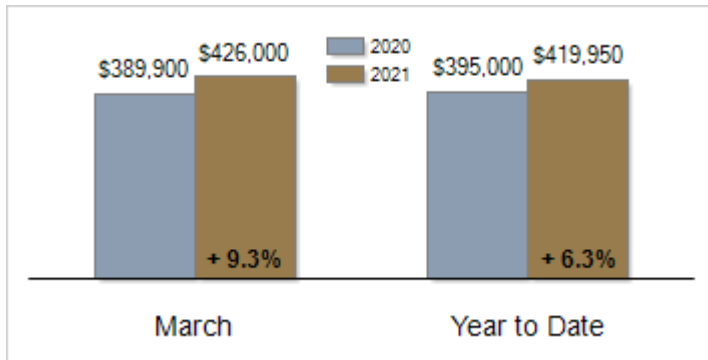
Activity: March



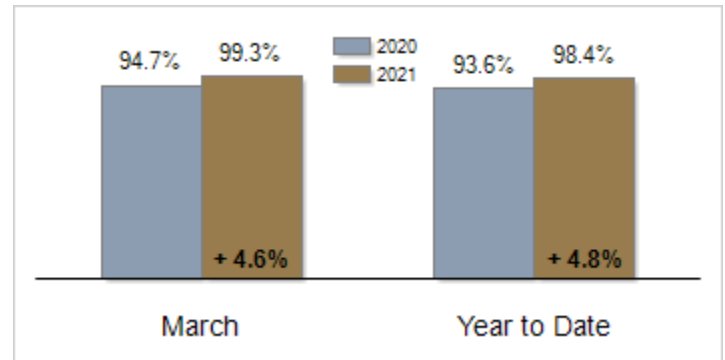
Activity: Year to Date



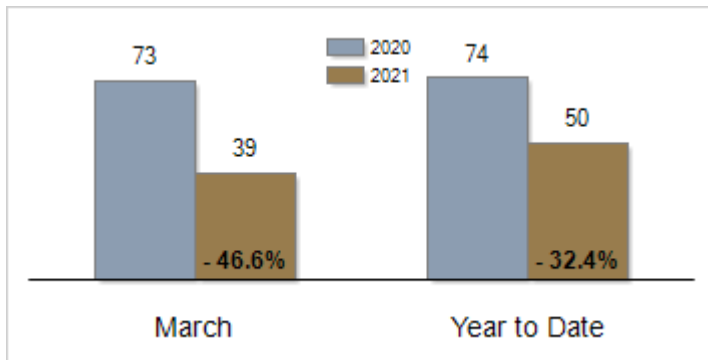
Median Sales Price



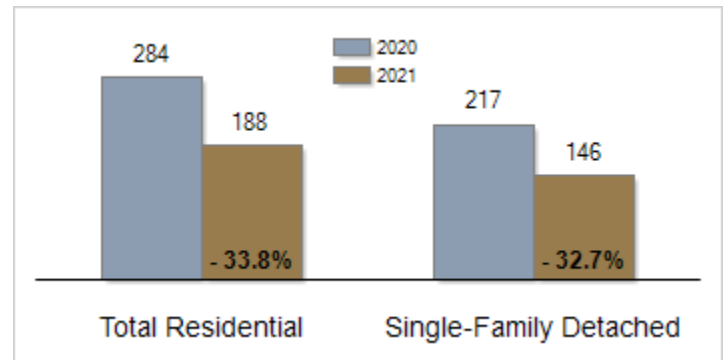
Percent of Original List Price Received at Sale



Average Days on Market Until Sale



Inventory of Homes for Sale: March



All information presented is based on data supplied by BRIGHT MLS. BRIGHT MLS does not guarantee nor is it responsible for its accuracy. Data maintained by the MLS may not reflect all real estate activities in the market. Information is deemed reliable but not guaranteed.