



# Patterson-Schwartz Real Estate Residential Market Update

As of Wednesday, September 7, 2022 9:23:13 AM

All New Castle County	August			Year To Date		
	2021	2022	Change	2021	2022	Change
New Listings	862	662	- 23.2%	6431	5604	- 12.9%
Closed Sales	811	653	- 19.5%	5360	4853	- 9.5%
Pending Sales	833	501	- 39.9%	5673	4776	- 15.8%
Median Sales Price	\$293,000	\$350,000	+ 19.5%	\$285,000	\$320,000	+ 12.3%
% of Original List Price Received at Sale	100.4%	101.6%	+ 1.2%	100.9%	101.5%	+ 0.6%
Average Days on Market Until Sale	17	17	+ 0.0%	19	16	- 15.8%
Total Residential Listing Inventory (as of 08/31)	708	831	+ 17.4%			
Single-Family Detached Inventory (as of 08/31)	407	487	+ 19.7%			

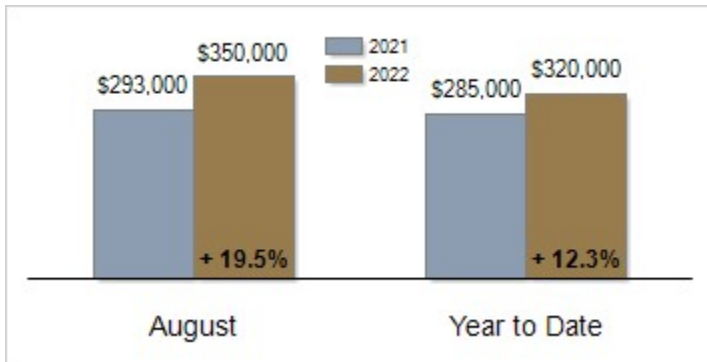
### Activity: August



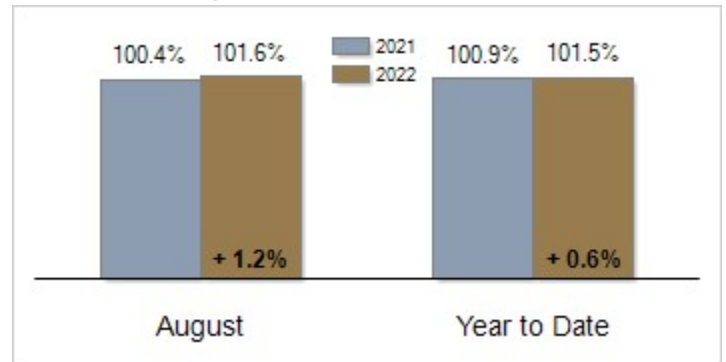
### Activity: Year to Date



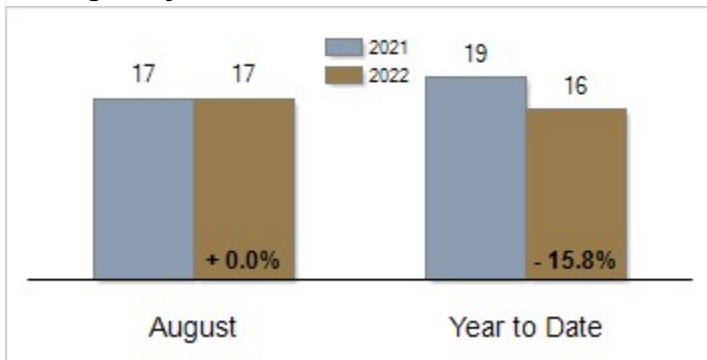
### Median Sales Price



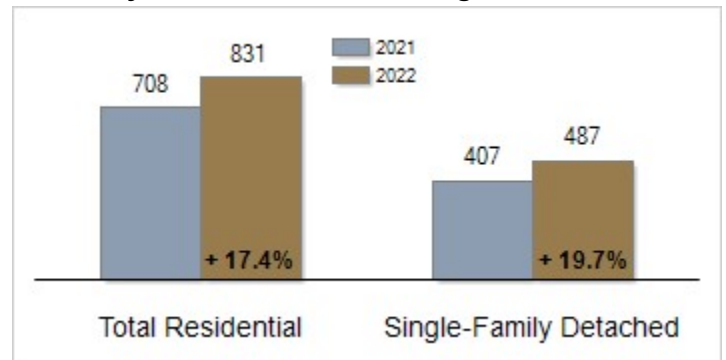
### Percent of Original List Price Received at Sale



### Average Days on Market Until Sale



### Inventory of Homes for Sale: August



All information presented is based on data supplied by BRIGHT MLS. BRIGHT MLS does not guarantee nor is it responsible for its accuracy. Data maintained by the MLS may not reflect all real estate activities in the market. Information is deemed reliable but not guaranteed.