



# Patterson-Schwartz Real Estate

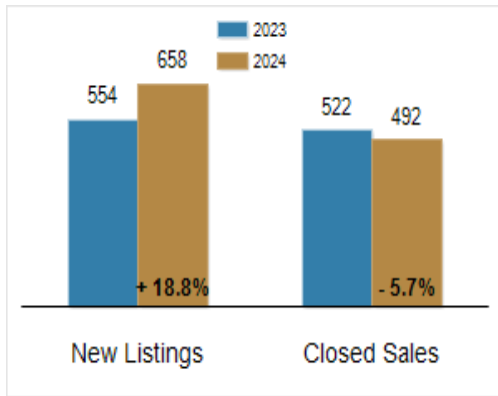
## Residential Market Update

As of Monday, September 9, 2024 9:15:18 AM

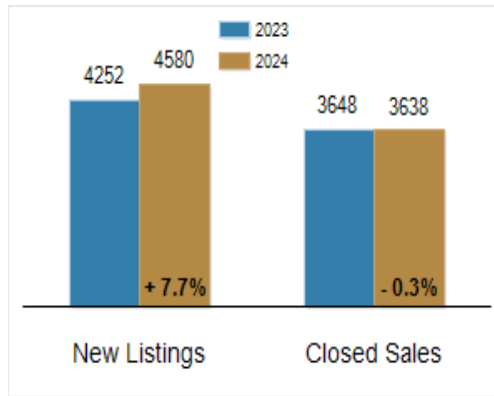
All New Castle County	August			Year To Date		
	2023	2024	Change	2023	2024	Change
New Listings	554	658	+ 18.8%	4252	4580	+ 7.7%
Closed Sales	522	492	- 5.7%	3648	3638	- 0.3%
Under Contract	487	509	+ 4.5%	3817	3897	+ 2.1%
Median Sales Price	\$345,000	\$380,000	+ 10.1%	\$330,000	\$355,000	+ 7.6%
% of Original List Price Received at Sale	100.8%	99.7%	- 1.1%	100.3%	99.4%	- 0.9%
Average Days on Market Until Sale	15	21	+ 40.0%	20	23	+ 15.0%

Total Residential Listing Inventory as of September 9, 2024	740
Total Residential Listing Inventory (excluding new construction) as of September 9, 2024	550

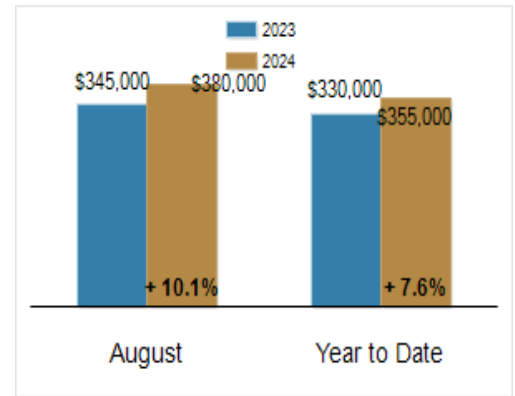
### Activity: August



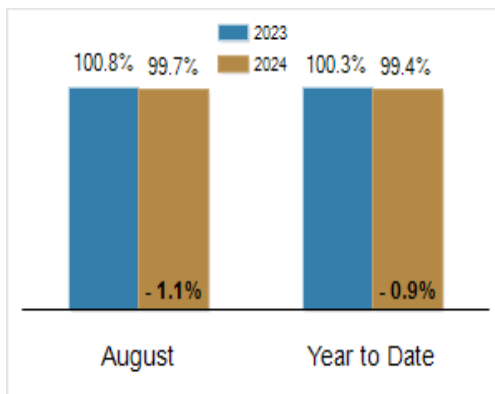
### Activity: Year to Date



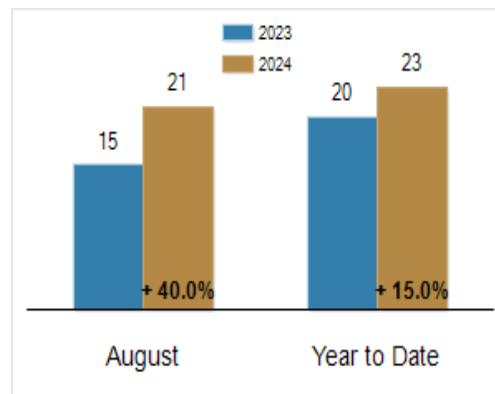
### Median Sales Price



### Percent of Original List Price Received at Sale



### Average Days on Market Until Sale



All information presented is based on data supplied by BRIGHT MLS. BRIGHT MLS does not guarantee nor is it responsible for its accuracy. Data maintained by the MLS may not reflect all real estate activities in the market. Information is deemed reliable but not guaranteed.