



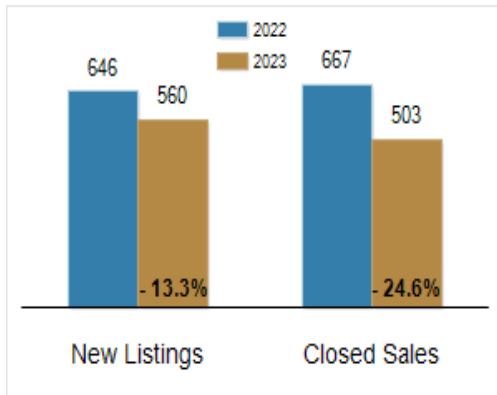
Patterson-Schwartz Real Estate

Residential Market Update

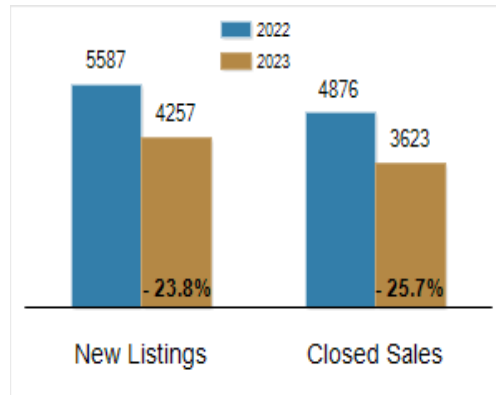
As of Friday, September 8, 2023 10:16:28 AM

All New Castle County	August			Year To Date		
	2022	2023	Change	2022	2023	Change
New Listings	646	560	- 13.3%	5587	4257	- 23.8%
Closed Sales	667	503	- 24.6%	4876	3623	- 25.7%
Pending Sales	631	372	- 41.0%	4916	3679	- 25.2%
Median Sales Price	\$350,000	\$345,000	- 1.4%	\$320,000	\$330,000	+ 3.1%
% of Original List Price Received at Sale	101.6%	100.9%	- 0.7%	101.5%	100.7%	- 0.8%
Average Days on Market Until Sale	18	14	- 22.2%	16	20	+ 25.0%
Total Residential Listing Inventory (as of 08/31)	609	696	+ 14.3%			
Single-Family Detached Inventory (as of 08/31)	355	436	+ 22.8%			

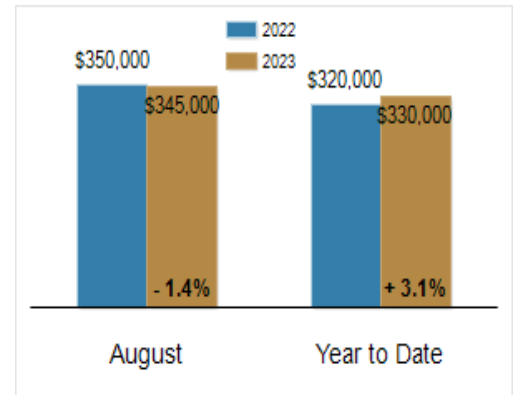
Activity: August



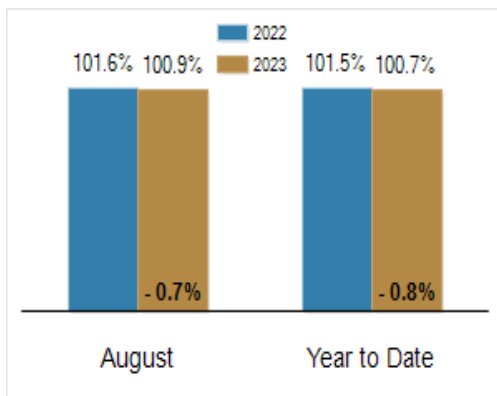
Activity: Year to Date



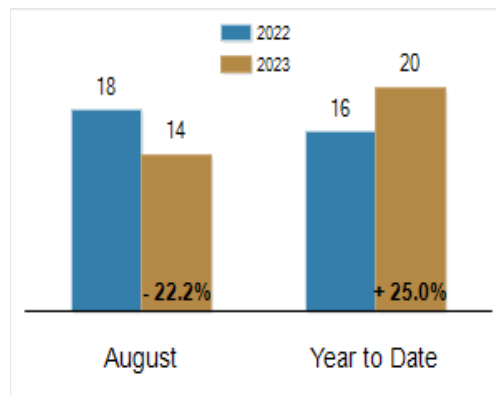
Median Sales Price



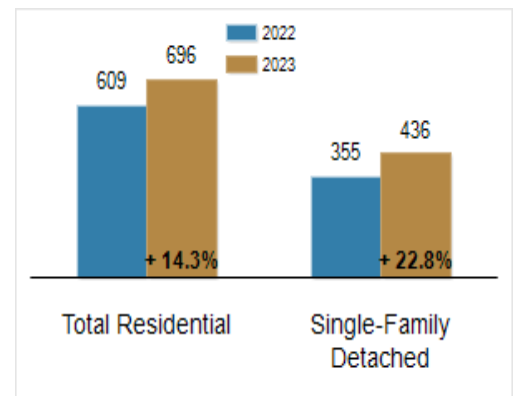
Percent of Original List Price Received at Sale



Average Days on Market Until Sale



Inventory of Homes for Sale: August



All information presented is based on data supplied by BRIGHT MLS. BRIGHT MLS does not guarantee nor is it responsible for its accuracy. Data maintained by the MLS may not reflect all real estate activities in the market. Information is deemed reliable but not guaranteed.