

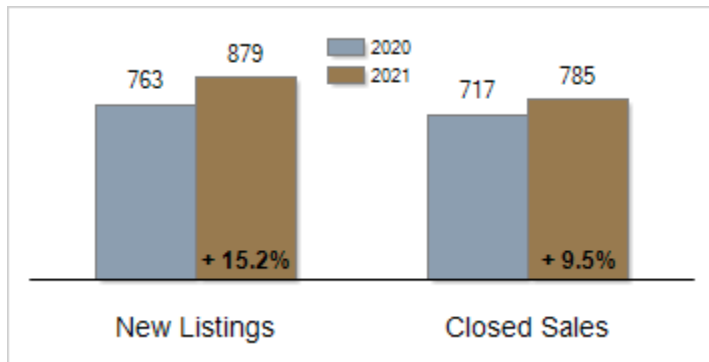


Patterson-Schwartz Real Estate Residential Market Update

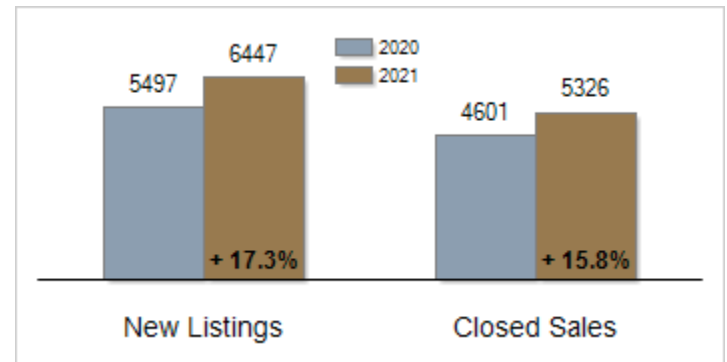
As of Tuesday, September 7, 2021 3:34:13 PM

All New Castle County	August			Year To Date		
	2020	2021	Change	2020	2021	Change
New Listings	763	879	+ 15.2%	5497	6447	+ 17.3%
Closed Sales	717	785	+ 9.5%	4601	5326	+ 15.8%
Pending Sales	729	672	- 7.8%	5085	5488	+ 7.9%
Median Sales Price	\$270,000	\$295,000	+ 9.3%	\$252,500	\$285,000	+ 12.9%
% of Original List Price Received at Sale	97.7%	100.5%	+ 2.8%	97.6%	100.9%	+ 3.3%
Average Days on Market Until Sale	30	16	- 46.7%	37	19	- 48.6%
Total Residential Listing Inventory (as of 08/31)	752	949	+ 26.2%			
Single-Family Detached Inventory (as of 08/31)	426	526	+ 23.5%			

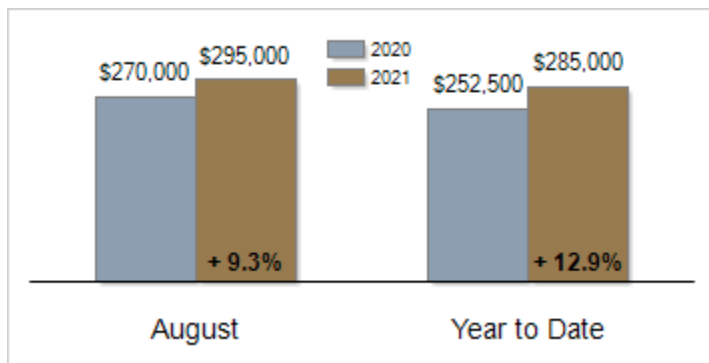
Activity: August



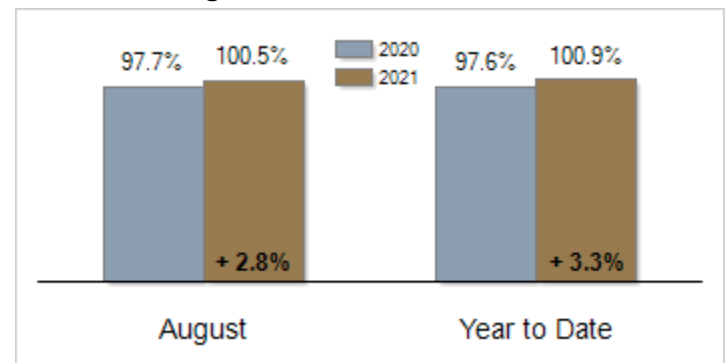
Activity: Year to Date



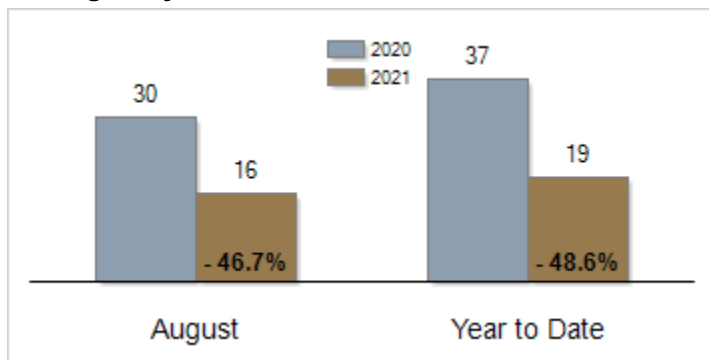
Median Sales Price



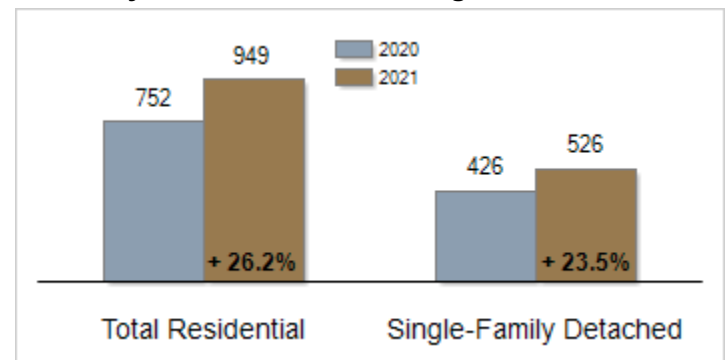
Percent of Original List Price Received at Sale



Average Days on Market Until Sale



Inventory of Homes for Sale: August



All information presented is based on data supplied by BRIGHT MLS. BRIGHT MLS does not guarantee nor is it responsible for its accuracy. Data maintained by the MLS may not reflect all real estate activities in the market. Information is deemed reliable but not guaranteed.