



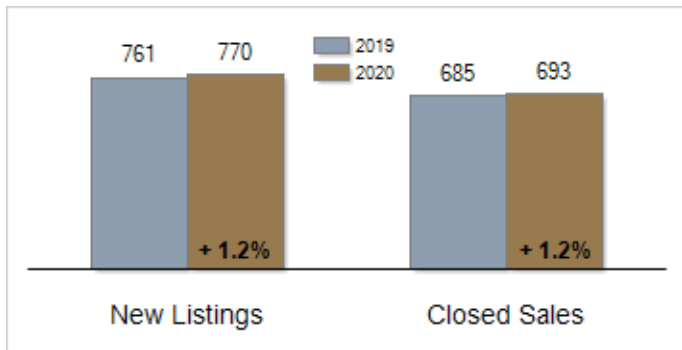
Patterson-Schwartz Real Estate

Residential Market Update

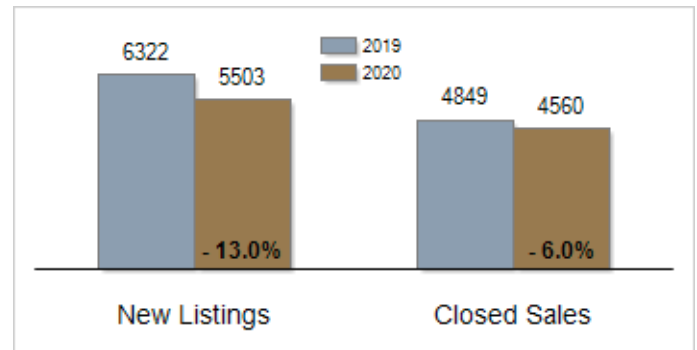
As of Thursday, September 10, 2020 8:48:25 AM

All New Castle County	August			Year To Date		
	2019	2020	Change	2019	2020	Change
New Listings	761	770	+ 1.2%	6322	5503	- 13.0%
Closed Sales	685	693	+ 1.2%	4849	4560	- 6.0%
Pending Sales	619	572	- 7.6%	5158	4900	- 5.0%
Median Sales Price	\$255,000	\$270,000	+ 5.9%	\$236,900	\$252,000	+ 6.4%
% of Original List Price Received at Sale	96.8%	97.5%	+ 0.7%	96.3%	97.5%	+ 1.2%
Average Days on Market Until Sale	41	29	- 29.3%	46	37	- 19.6%
Total Residential Listing Inventory (as of 08/31)	1278	939	- 26.5%			
Single-Family Detached Inventory (as of 08/31)	800	533	- 33.4%			

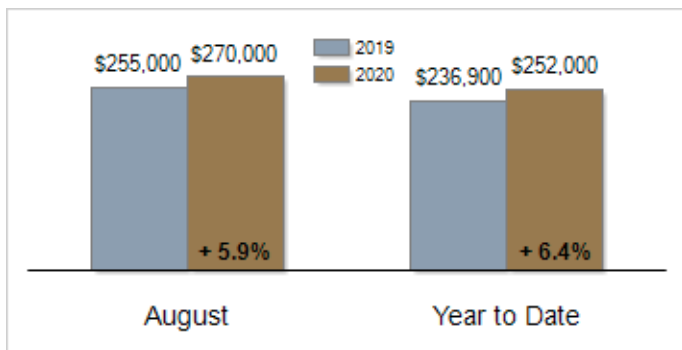
Activity: August



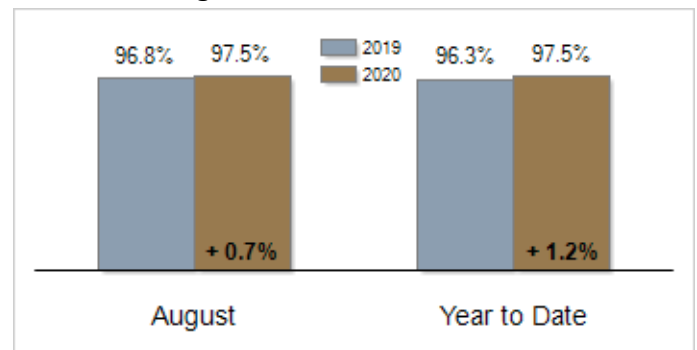
Activity: Year to Date



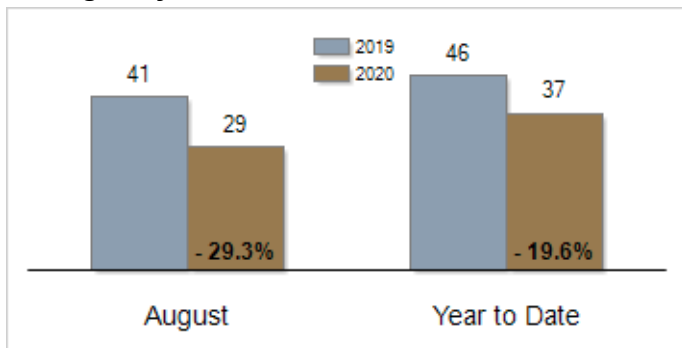
Median Sales Price



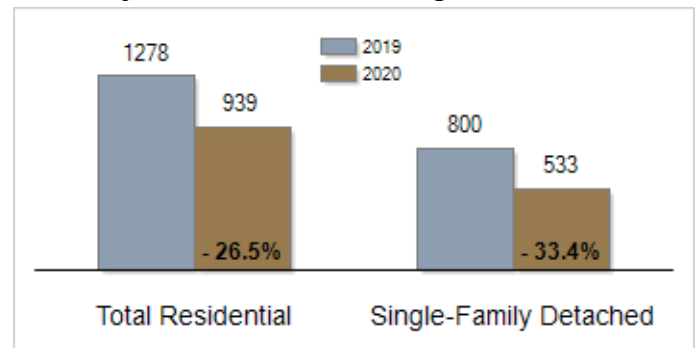
Percent of Original List Price Received at Sale



Average Days on Market Until Sale



Inventory of Homes for Sale: August



All information presented is based on data supplied by BRIGHT MLS. BRIGHT MLS does not guarantee nor is it responsible for its accuracy. Data maintained by the MLS may not reflect all real estate activities in the market. Information is deemed reliable but not guaranteed.