



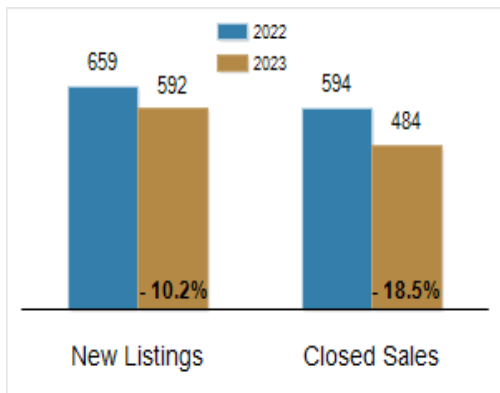
Patterson-Schwartz Real Estate

Residential Market Update

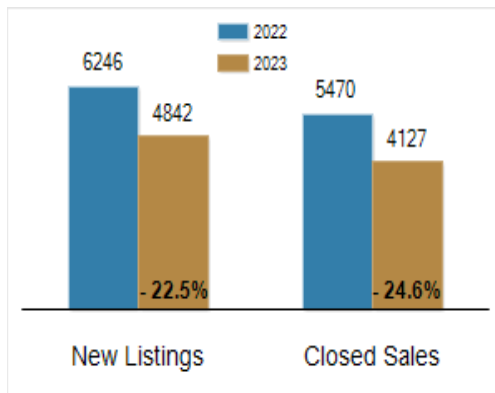
As of Friday, October 6, 2023 10:23:28 AM

All New Castle County	September			Year To Date		
	2022	2023	Change	2022	2023	Change
New Listings	659	592	- 10.2%	6246	4842	- 22.5%
Closed Sales	594	484	- 18.5%	5470	4127	- 24.6%
Pending Sales	534	352	- 34.1%	5450	4146	- 23.9%
Median Sales Price	\$319,250	\$345,000	+ 8.1%	\$320,000	\$333,000	+ 4.1%
% of Original List Price Received at Sale	99.1%	102.9%	+ 3.8%	101.2%	100.6%	- 0.6%
Average Days on Market Until Sale	20	19	- 5.0%	16	20	+ 25.0%
Total Residential Listing Inventory (as of 09/30)	661	764	+ 15.6%			
Single-Family Detached Inventory (as of 09/30)	386	490	+ 26.9%			

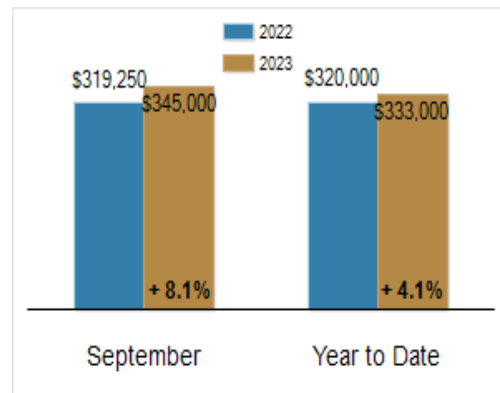
Activity: September



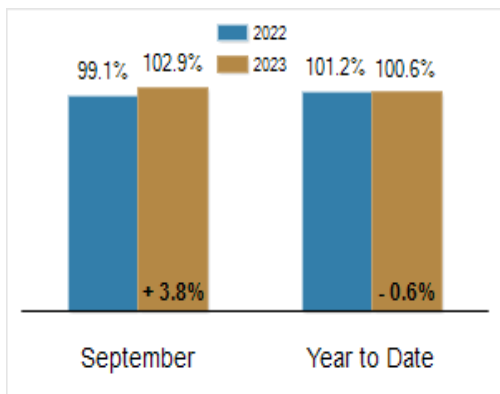
Activity: Year to Date



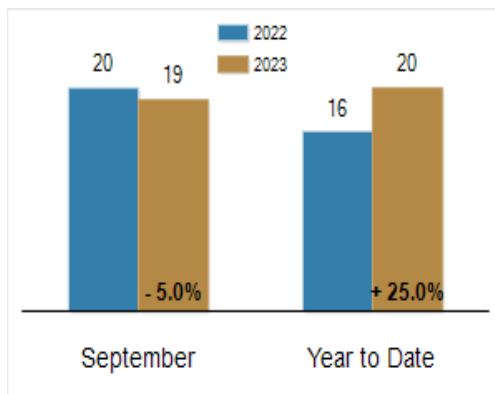
Median Sales Price



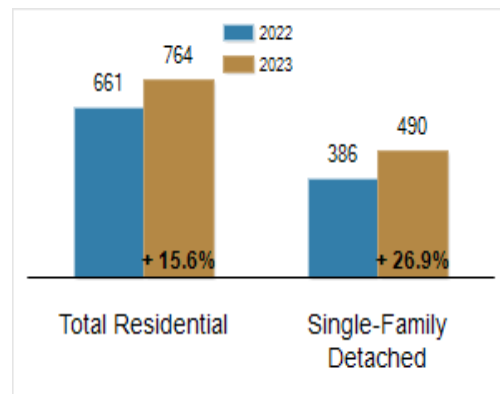
Percent of Original List Price Received at Sale



Average Days on Market Until Sale



Inventory of Homes for Sale: September



All information presented is based on data supplied by BRIGHT MLS. BRIGHT MLS does not guarantee nor is it responsible for its accuracy. Data maintained by the MLS may not reflect all real estate activities in the market. Information is deemed reliable but not guaranteed.