



# Patterson-Schwartz Real Estate

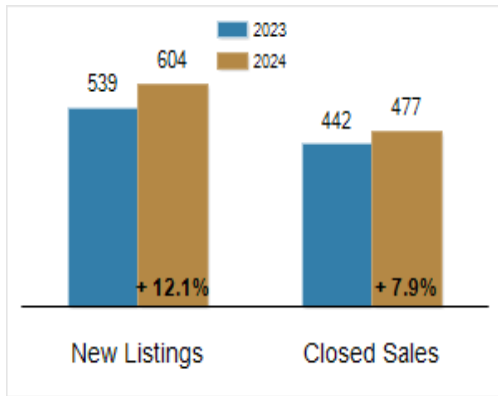
## Residential Market Update

As of Thursday, November 7, 2024 2:54:18 PM

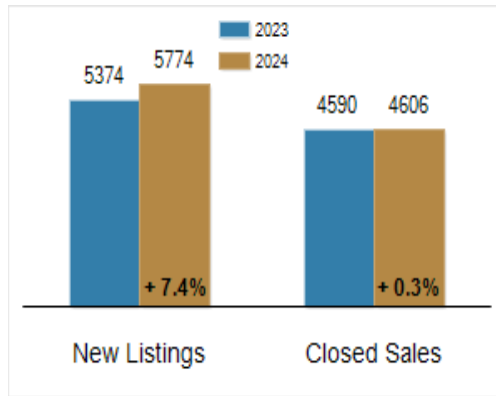
All New Castle County	October			Year To Date		
	2023	2024	Change	2023	2024	Change
New Listings	539	604	+ 12.1%	5374	5774	+ 7.4%
Closed Sales	442	477	+ 7.9%	4590	4606	+ 0.3%
Under Contract	485	502	+ 3.5%	4735	4869	+ 2.8%
Median Sales Price	\$344,562	\$365,000	+ 5.9%	\$335,000	\$356,625	+ 6.5%
% of Original List Price Received at Sale	100.2%	99.2%	- 1.0%	100.3%	99.4%	- 0.9%
Average Days on Market Until Sale	18	21	+ 16.7%	20	22	+ 10.0%

Total Residential Listing Inventory as of November 7, 2024	768
Total Residential Listing Inventory (excluding new construction) as of November 7, 2024	586

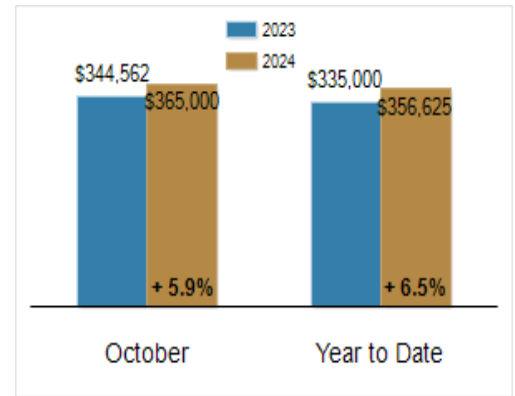
**Activity: October**



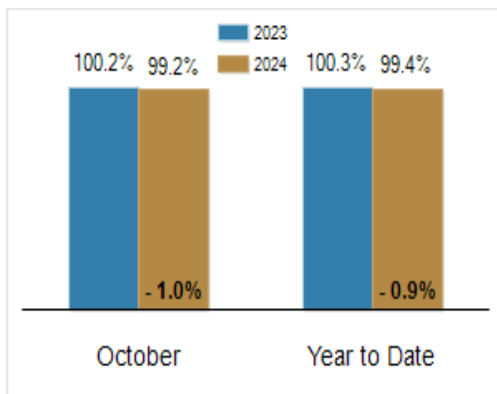
**Activity: Year to Date**



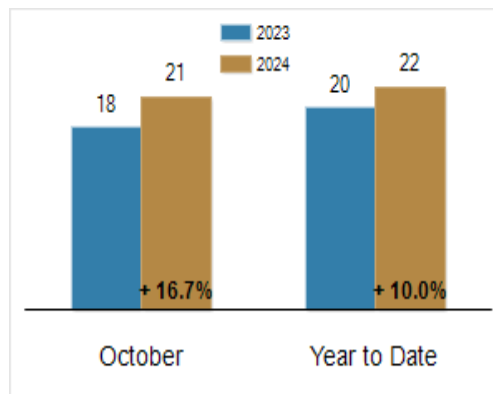
**Median Sales Price**



**Percent of Original List Price Received at Sale**



**Average Days on Market Until Sale**



All information presented is based on data supplied by BRIGHT MLS. BRIGHT MLS does not guarantee nor is it responsible for its accuracy. Data maintained by the MLS may not reflect all real estate activities in the market. Information is deemed reliable but not guaranteed.