

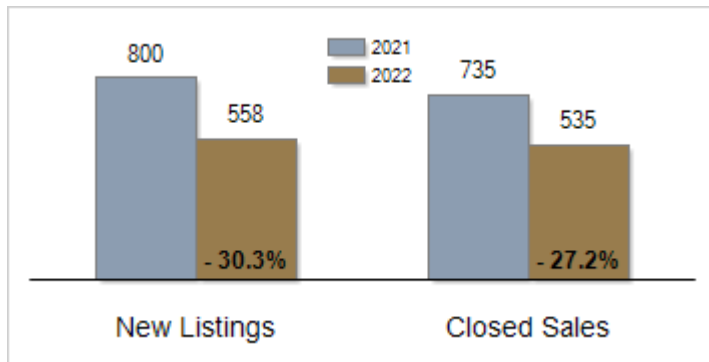


Patterson-Schwartz Real Estate Residential Market Update

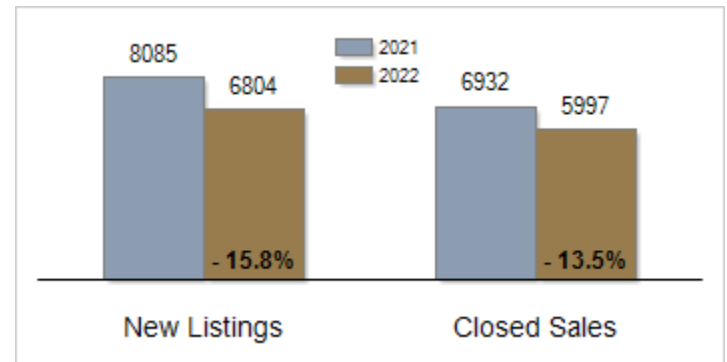
As of Wednesday, November 9, 2022 9:10:18 AM

All New Castle County	October			Year To Date		
	2021	2022	Change	2021	2022	Change
New Listings	800	558	- 30.3%	8085	6804	- 15.8%
Closed Sales	735	535	- 27.2%	6932	5997	- 13.5%
Pending Sales	785	370	- 52.9%	7179	5803	- 19.2%
Median Sales Price	\$285,000	\$325,000	+ 14.0%	\$285,000	\$320,000	+ 12.3%
% of Original List Price Received at Sale	100.0%	99.0%	- 1.0%	100.7%	101.0%	+ 0.3%
Average Days on Market Until Sale	17	19	+ 11.8%	19	17	- 10.5%
Total Residential Listing Inventory (as of 10/31)	690	849	+ 23.0%			
Single-Family Detached Inventory (as of 10/31)	409	504	+ 23.2%			

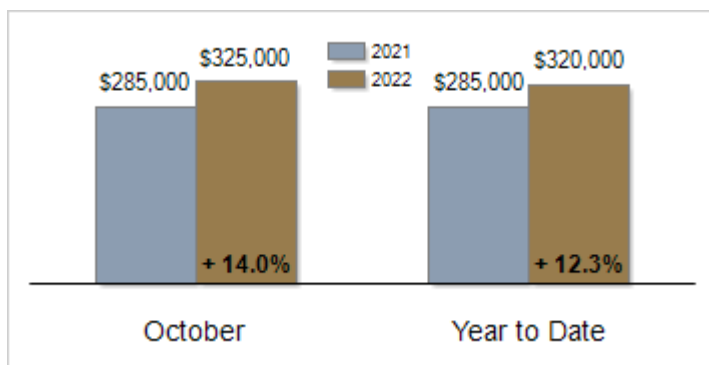
Activity: October



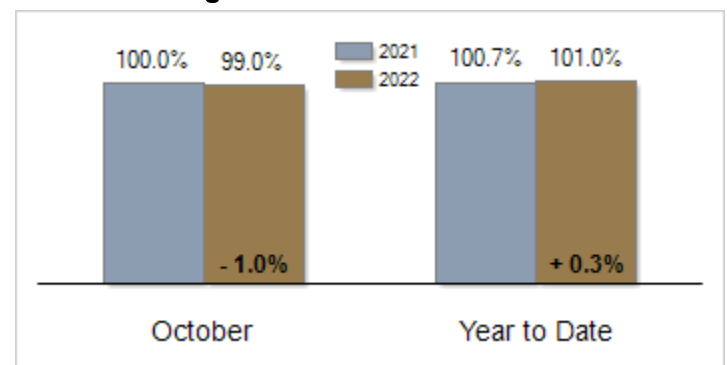
Activity: Year to Date



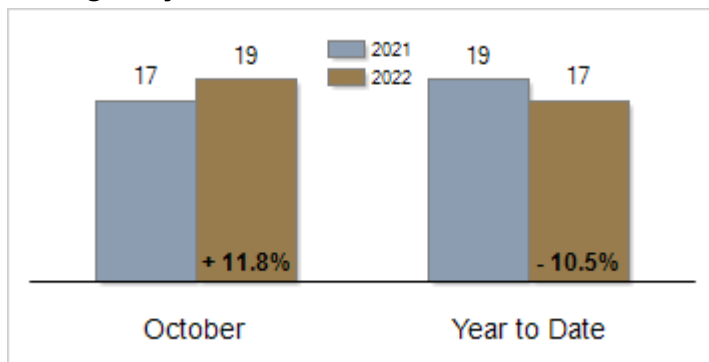
Median Sales Price



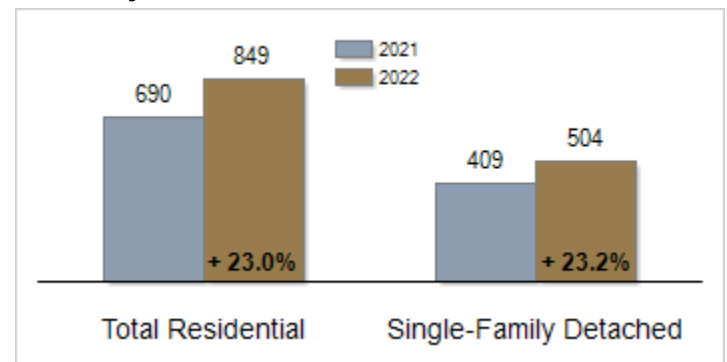
Percent of Original List Price Received at Sale



Average Days on Market Until Sale



Inventory of Homes for Sale: October



All information presented is based on data supplied by BRIGHT MLS. BRIGHT MLS does not guarantee nor is it responsible for its accuracy. Data maintained by the MLS may not reflect all real estate activities in the market. Information is deemed reliable but not guaranteed.