

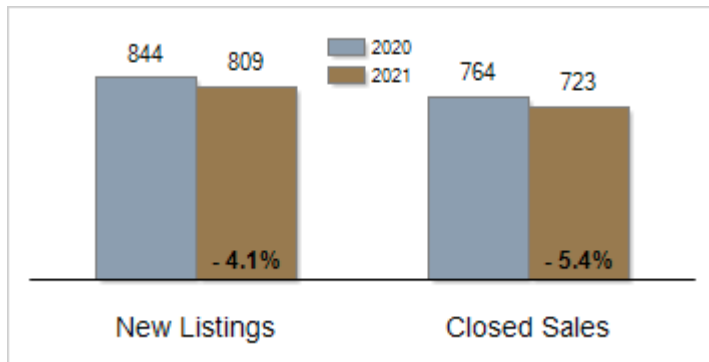


Patterson-Schwartz Real Estate Residential Market Update

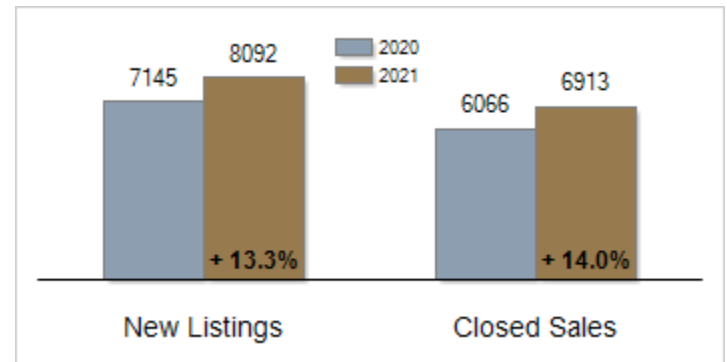
As of Wednesday, November 10, 2021 3:16:58 PM

All New Castle County	October			Year To Date		
	2020	2021	Change	2020	2021	Change
New Listings	844	809	- 4.1%	7145	8092	+ 13.3%
Closed Sales	764	723	- 5.4%	6066	6913	+ 14.0%
Pending Sales	774	657	- 15.1%	6598	7027	+ 6.5%
Median Sales Price	\$265,000	\$289,900	+ 9.4%	\$257,000	\$285,000	+ 10.9%
% of Original List Price Received at Sale	99.1%	100.0%	+ 0.9%	97.8%	100.7%	+ 2.9%
Average Days on Market Until Sale	27	17	- 37.0%	34	18	- 47.1%
Total Residential Listing Inventory (as of 10/31)	724	884	+ 22.1%			
Single-Family Detached Inventory (as of 10/31)	369	501	+ 35.8%			

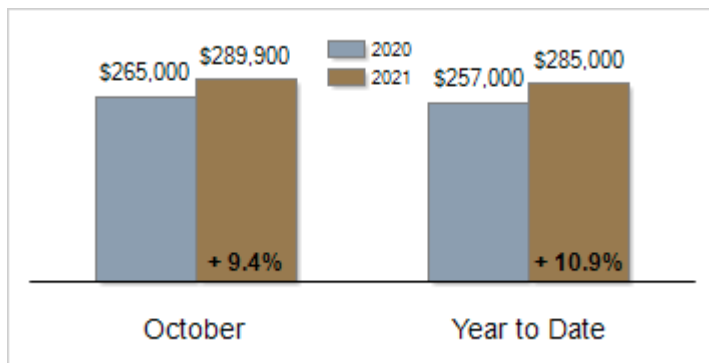
Activity: October



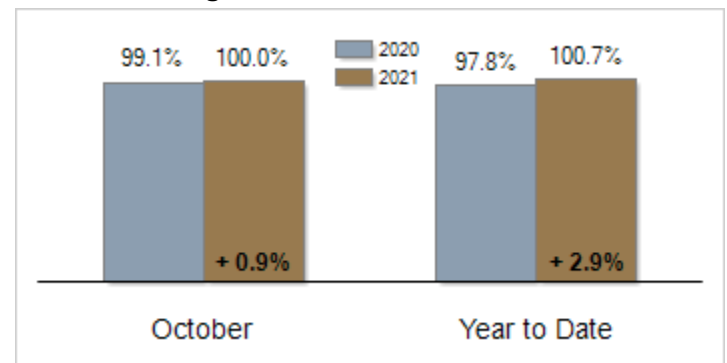
Activity: Year to Date



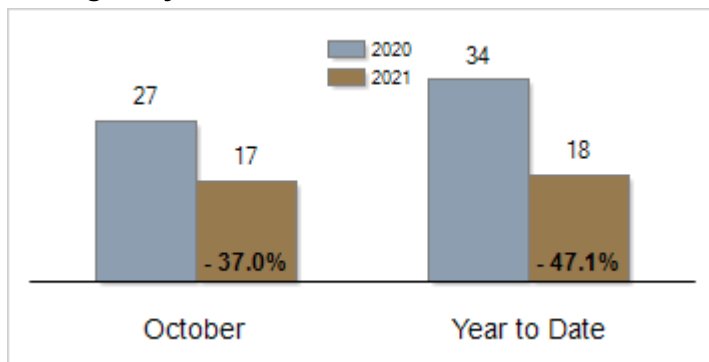
Median Sales Price



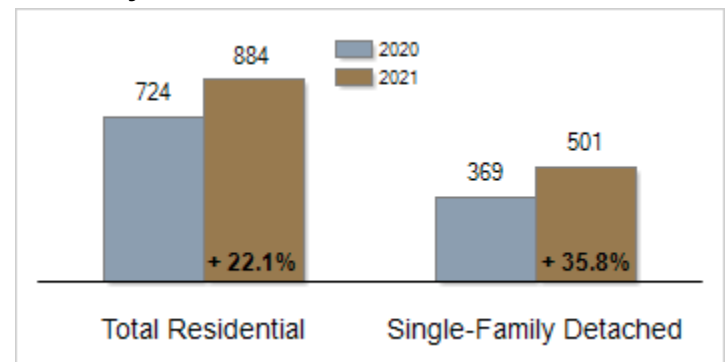
Percent of Original List Price Received at Sale



Average Days on Market Until Sale



Inventory of Homes for Sale: October



All information presented is based on data supplied by BRIGHT MLS. BRIGHT MLS does not guarantee nor is it responsible for its accuracy. Data maintained by the MLS may not reflect all real estate activities in the market. Information is deemed reliable but not guaranteed.