



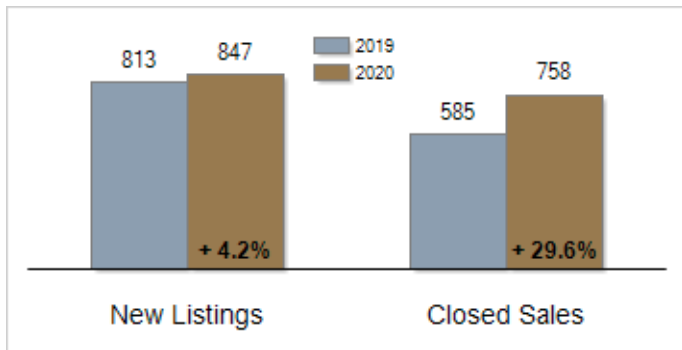
Patterson-Schwartz Real Estate

Residential Market Update

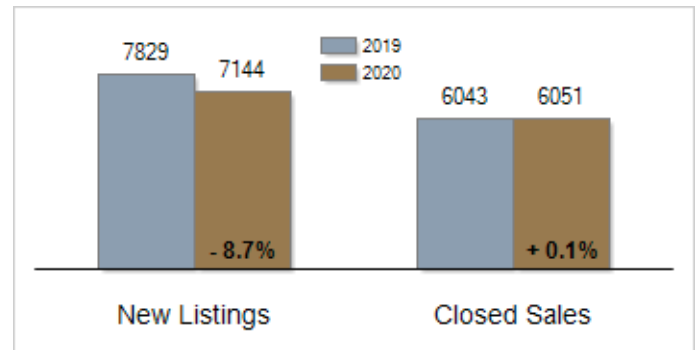
As of Monday, November 9, 2020 11:07:10 AM

All New Castle County	October			Year To Date		
	2019	2020	Change	2019	2020	Change
New Listings	813	847	+ 4.2%	7829	7144	- 8.7%
Closed Sales	585	758	+ 29.6%	6043	6051	+ 0.1%
Pending Sales	614	624	+ 1.6%	6358	6438	+ 1.3%
Median Sales Price	\$240,000	\$265,000	+ 10.4%	\$237,500	\$256,245	+ 7.9%
% of Original List Price Received at Sale	96.0%	99.0%	+ 3.0%	96.4%	97.7%	+ 1.3%
Average Days on Market Until Sale	44	27	- 38.6%	45	34	- 24.4%
Total Residential Listing Inventory (as of 10/31)	1302	908	- 30.3%			
Single-Family Detached Inventory (as of 10/31)	785	493	- 37.2%			

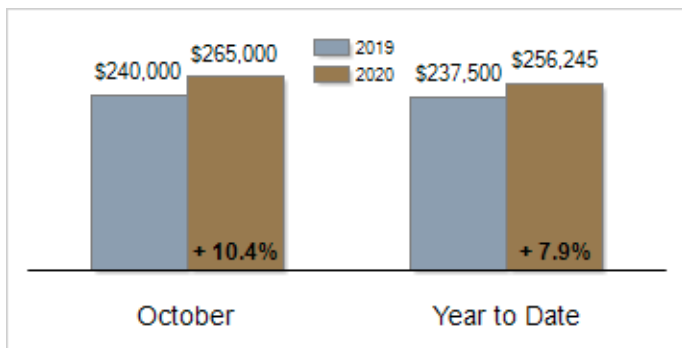
Activity: October



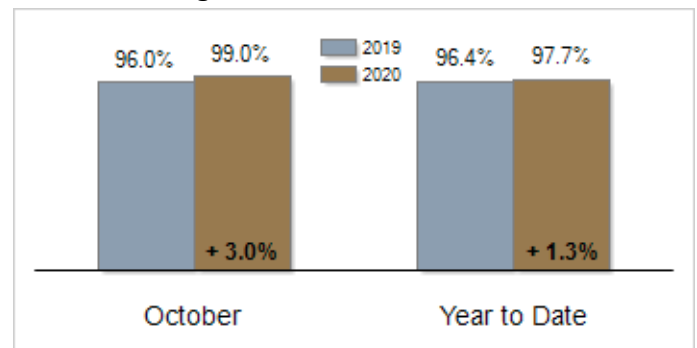
Activity: Year to Date



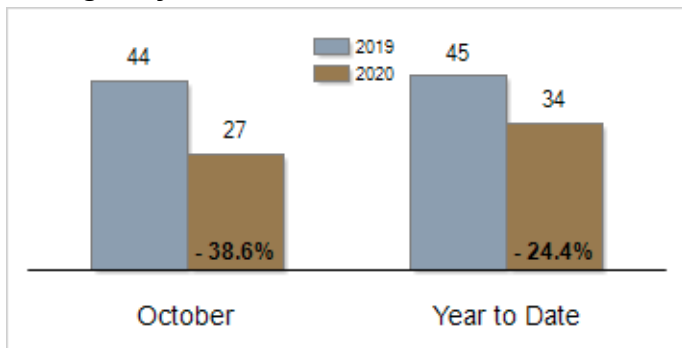
Median Sales Price



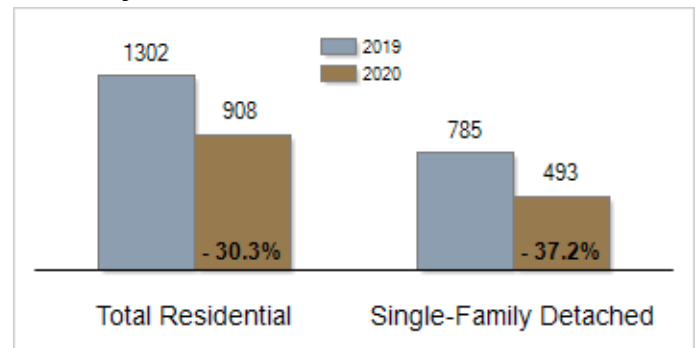
Percent of Original List Price Received at Sale



Average Days on Market Until Sale



Inventory of Homes for Sale: October



All information presented is based on data supplied by BRIGHT MLS. BRIGHT MLS does not guarantee nor is it responsible for its accuracy. Data maintained by the MLS may not reflect all real estate activities in the market. Information is deemed reliable but not guaranteed.