

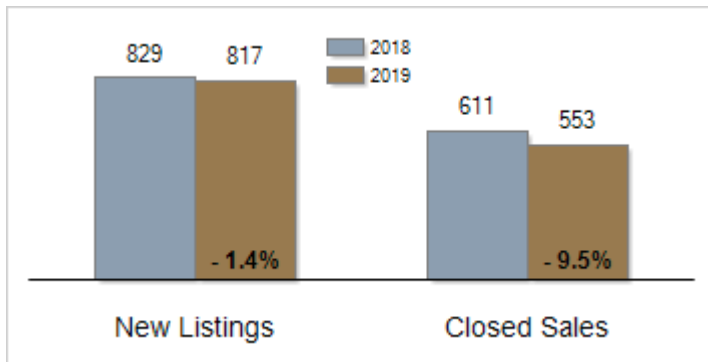


Patterson-Schwartz Real Estate Residential Market Update

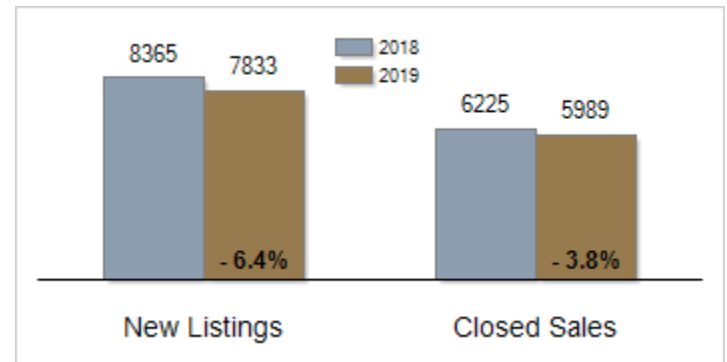
As of Friday, November 08, 2019 2:06:33 PM

All New Castle County	October			Year To Date		
	2018	2019	Change	2018	2019	Change
New Listings	829	817	- 1.4%	8365	7833	- 6.4%
Closed Sales	611	553	- 9.5%	6225	5989	- 3.8%
Pending Sales	545	518	- 5.0%	6362	6263	- 1.6%
Median Sales Price	\$225,000	\$240,000	+ 6.7%	\$225,000	\$237,888	+ 5.7%
% of Original List Price Received at Sale	95.9%	95.7%	- 0.2%	96.3%	96.3%	+ 0.0%
Average Days on Market Until Sale	41	41	+ 0.0%	46	45	- 2.2%

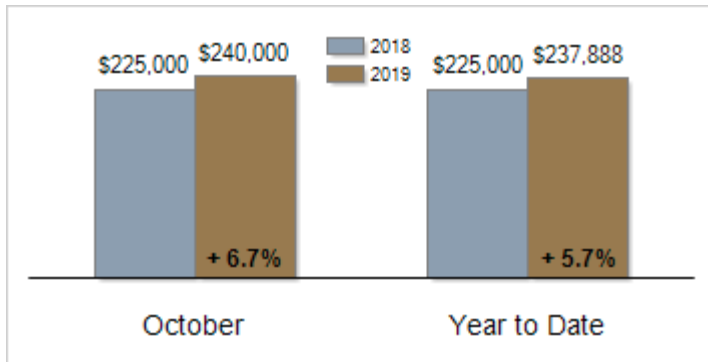
Activity: October



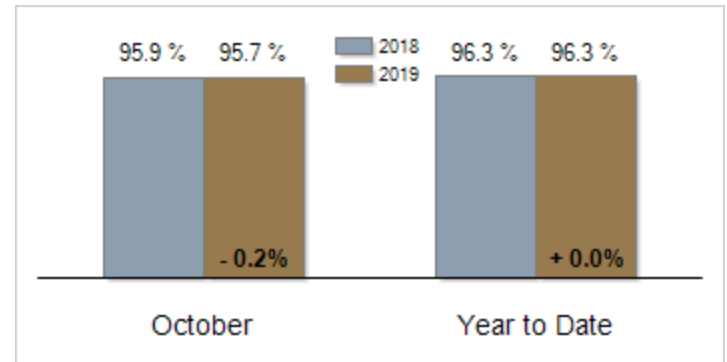
Activity: Year to Date



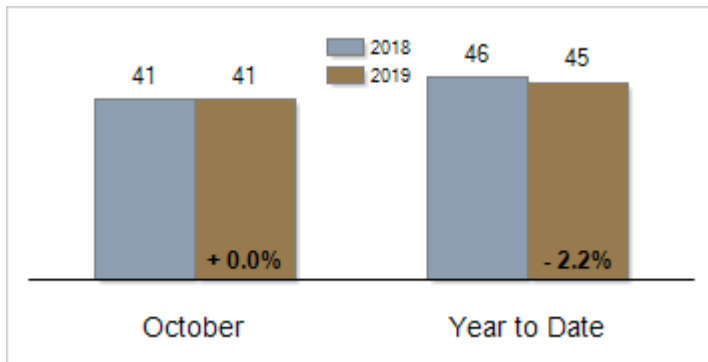
Median Sales Price



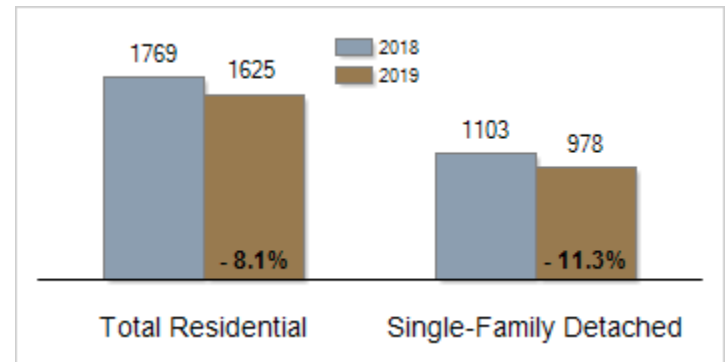
Percent of Original List Price Received at Sale



Average Days on Market Until Sale



Inventory of Homes for Sale: October



All information presented is based on data supplied by BRIGHT MLS. BRIGHT MLS does not guarantee nor is it responsible for its accuracy. Data maintained by the MLS may not reflect all real estate activities in the market. Information is deemed reliable but not guaranteed.