



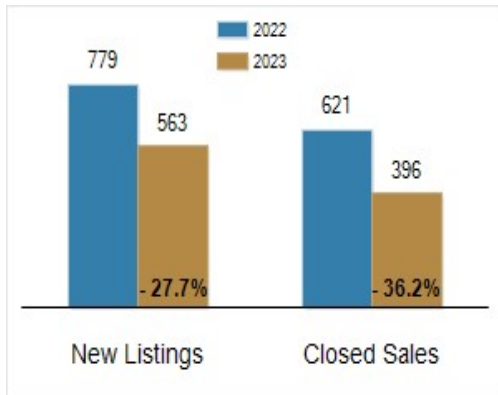
# Patterson-Schwartz Real Estate

## Residential Market Update

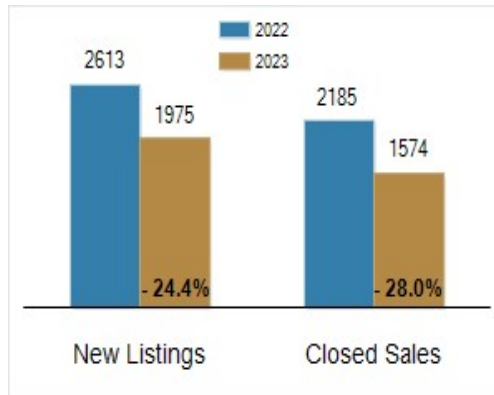
As of Tuesday, May 9, 2023 9:14:33 AM

All New Castle County	April			Year To Date		
	2022	2023	Change	2022	2023	Change
New Listings	779	563	- 27.7%	2613	1975	- 24.4%
Closed Sales	621	396	- 36.2%	2185	1574	- 28.0%
Pending Sales	633	437	- 31.0%	2381	1706	- 28.3%
Median Sales Price	\$313,000	\$325,000	+ 3.8%	\$295,500	\$313,250	+ 6.0%
% of Original List Price Received at Sale	100.8%	101.4%	+ 0.6%	100.4%	99.1%	- 1.3%
Average Days on Market Until Sale	17	18	+ 5.9%	19	25	+ 31.6%
Total Residential Listing Inventory (as of 04/30)	530	607	+ 14.5%			
Single-Family Detached Inventory (as of 04/30)	316	358	+ 13.3%			

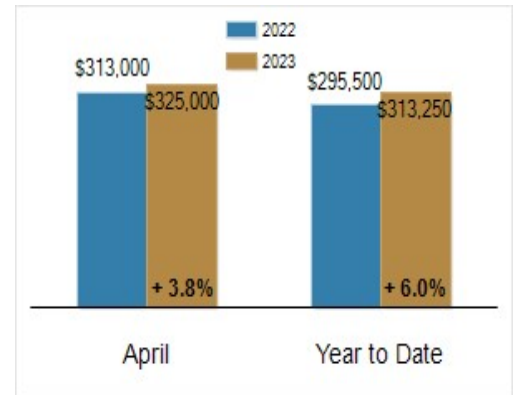
**Activity: April**



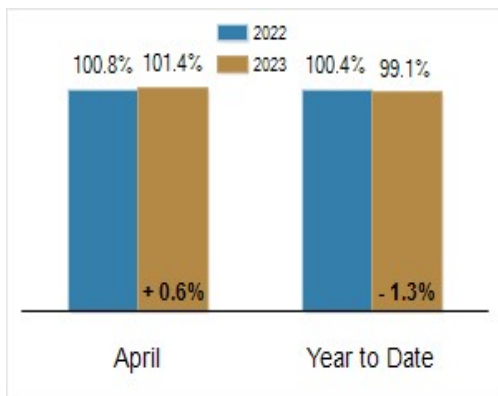
**Activity: Year to Date**



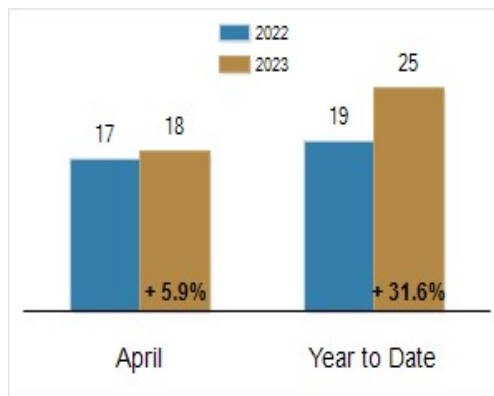
**Median Sales Price**



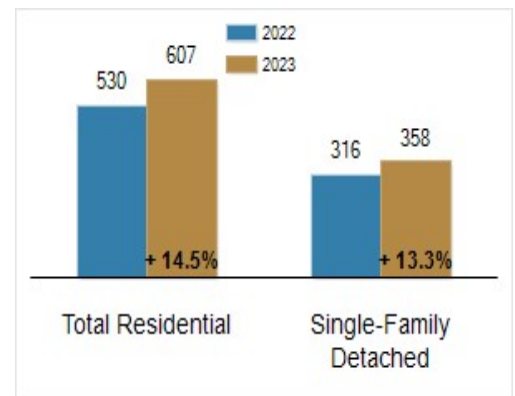
**Percent of Original List Price Received at Sale**



**Average Days on Market Until Sale**



**Inventory of Homes for Sale: April**



All information presented is based on data supplied by BRIGHT MLS. BRIGHT MLS does not guarantee nor is it responsible for its accuracy. Data maintained by the MLS may not reflect all real estate activities in the market. Information is deemed reliable but not guaranteed.