

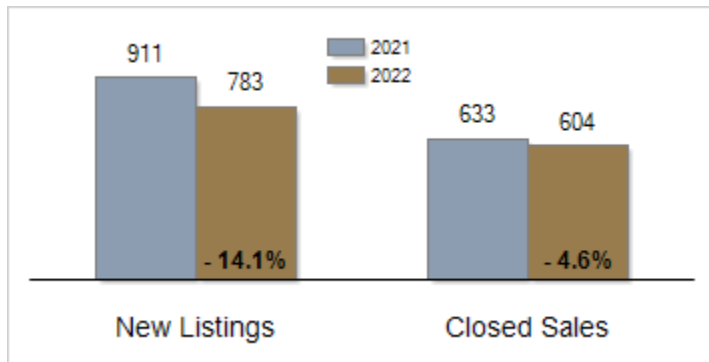


Patterson-Schwartz Real Estate Residential Market Update

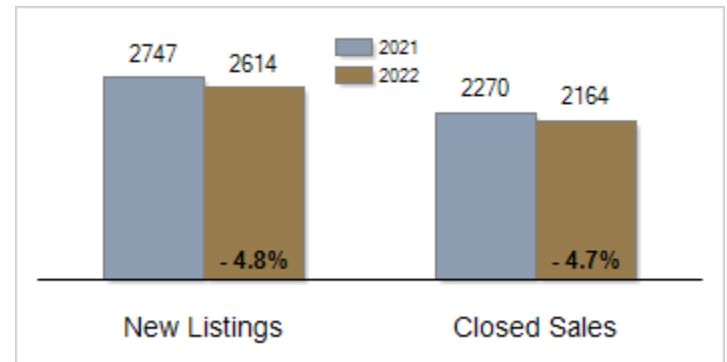
As of Wednesday, May 11, 2022 7:35:46 AM

All New Castle County	April			Year To Date		
	2021	2022	Change	2021	2022	Change
New Listings	911	783	- 14.1%	2747	2614	- 4.8%
Closed Sales	633	604	- 4.6%	2270	2164	- 4.7%
Pending Sales	732	559	- 23.6%	2513	2291	- 8.8%
Median Sales Price	\$275,000	\$312,000	+ 13.5%	\$265,000	\$295,000	+ 11.3%
% of Original List Price Received at Sale	101.2%	100.8%	- 0.4%	100.1%	100.4%	+ 0.3%
Average Days on Market Until Sale	22	16	- 27.3%	25	19	- 24.0%
Total Residential Listing Inventory (as of 04/30)	576	663	+ 15.1%			
Single-Family Detached Inventory (as of 04/30)	345	400	+ 15.9%			

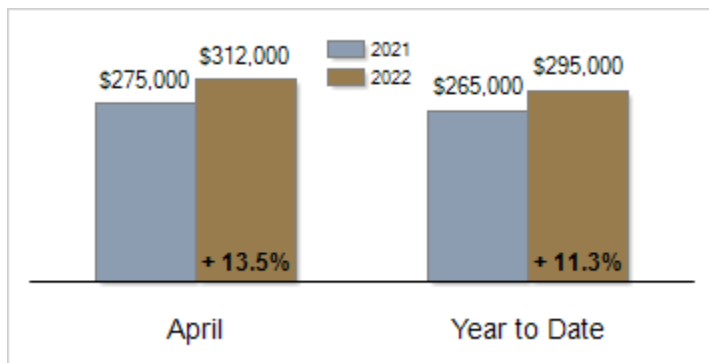
Activity: April



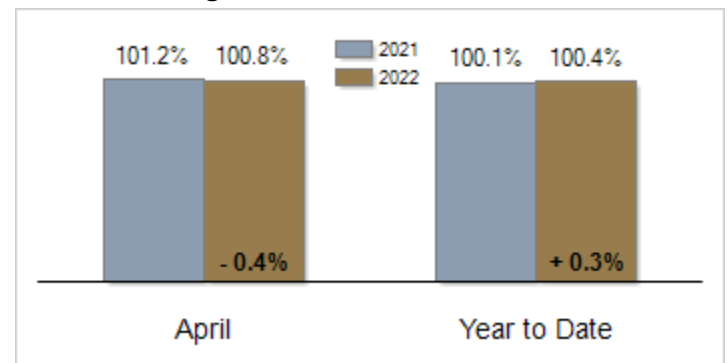
Activity: Year to Date



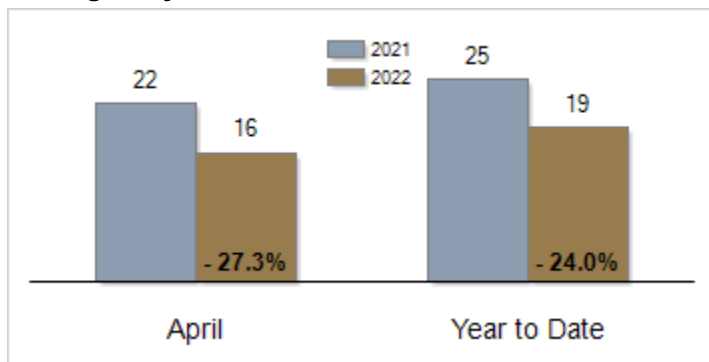
Median Sales Price



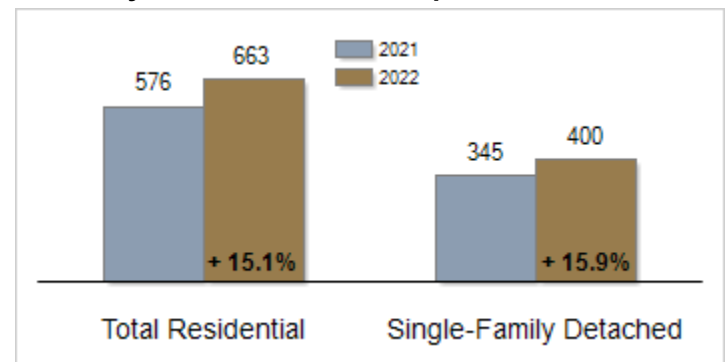
Percent of Original List Price Received at Sale



Average Days on Market Until Sale



Inventory of Homes for Sale: April



All information presented is based on data supplied by BRIGHT MLS. BRIGHT MLS does not guarantee nor is it responsible for its accuracy. Data maintained by the MLS may not reflect all real estate activities in the market. Information is deemed reliable but not guaranteed.