



Patterson-Schwartz Real Estate

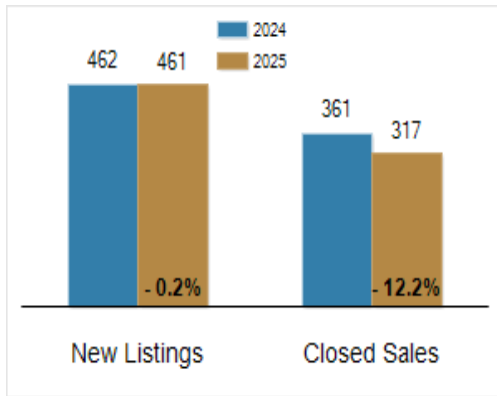
Residential Market Update

As of Friday, March 7, 2025 9:16:11 AM

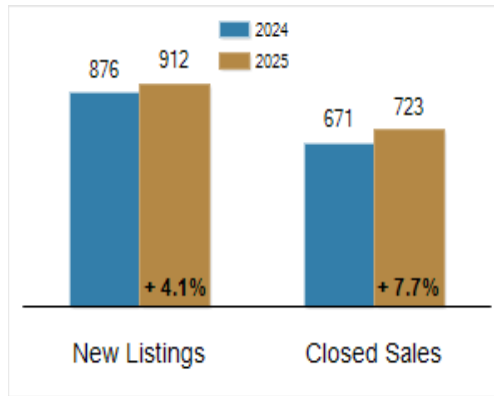
All New Castle County	February			Year To Date		
	2024	2025	Change	2024	2025	Change
New Listings	462	461	- 0.2%	876	912	+ 4.1%
Closed Sales	361	317	- 12.2%	671	723	+ 7.7%
Under Contract	398	424	+ 6.5%	768	809	+ 5.3%
Median Sales Price	\$330,000	\$363,000	+ 10.0%	\$325,000	\$355,000	+ 9.2%
% of Original List Price Received at Sale	98.3%	97.3%	- 1.0%	97.9%	96.8%	- 1.1%
Average Days on Market Until Sale	28	34	+ 21.4%	27	33	+ 22.2%

Total Residential Listing Inventory as of March 7, 2025	679
Total Residential Listing Inventory (excluding new construction) as of March 7, 2025	486

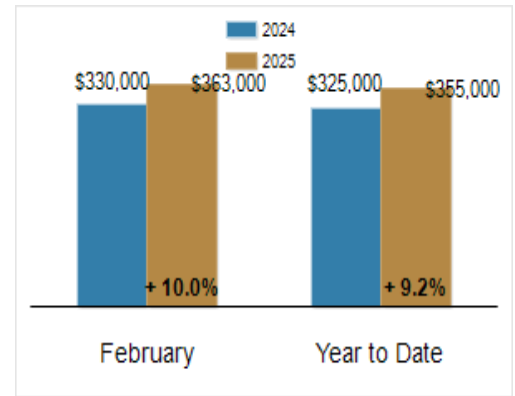
Activity: February



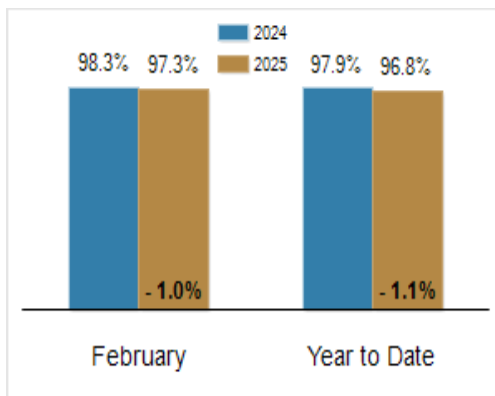
Activity: Year to Date



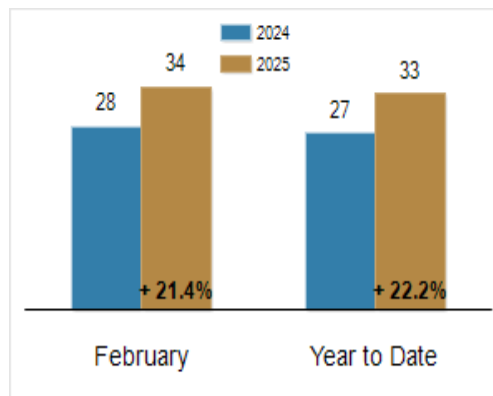
Median Sales Price



Percent of Original List Price Received at Sale



Average Days on Market Until Sale



All information presented is based on data supplied by BRIGHT MLS. BRIGHT MLS does not guarantee nor is it responsible for its accuracy. Data maintained by the MLS may not reflect all real estate activities in the market. Information is deemed reliable but not guaranteed.