



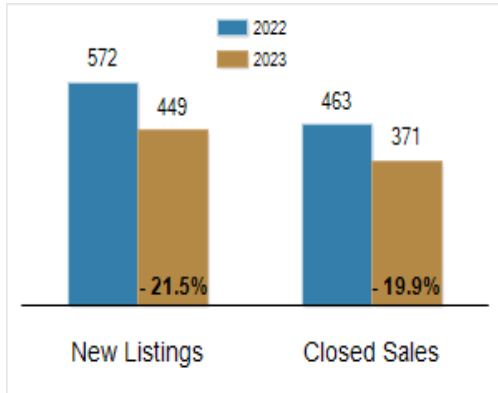
# Patterson-Schwartz Real Estate

## Residential Market Update

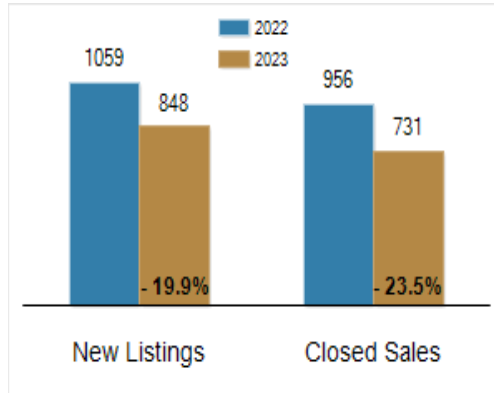
As of Wednesday, March 8, 2023 3:39:58 PM

All New Castle County	February			Year To Date		
	2022	2023	Change	2022	2023	Change
New Listings	572	449	- 21.5%	1059	848	- 19.9%
Closed Sales	463	371	- 19.9%	956	731	- 23.5%
Pending Sales	574	329	- 42.7%	1051	742	- 29.4%
Median Sales Price	\$285,000	\$305,000	+ 7.0%	\$292,700	\$305,000	+ 4.2%
% of Original List Price Received at Sale	100.4%	97.3%	- 3.1%	99.3%	97.4%	- 1.9%
Average Days on Market Until Sale	21	33	+ 57.1%	20	30	+ 50.0%
Total Residential Listing Inventory (as of 02/28)	439	565	+ 28.7%			
Single-Family Detached Inventory (as of 02/28)	257	337	+ 31.1%			

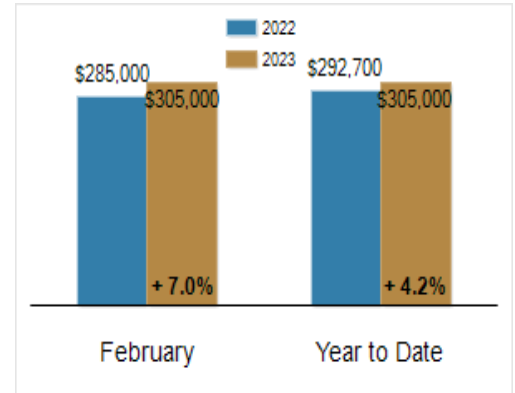
**Activity: February**



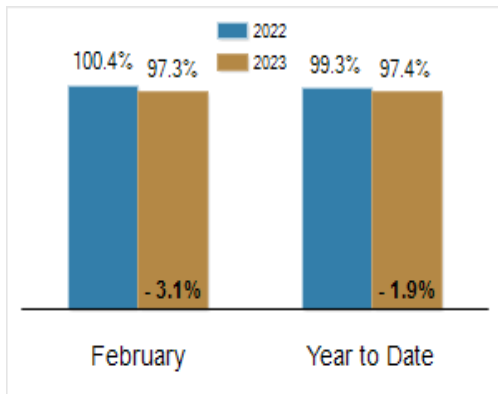
**Activity: Year to Date**



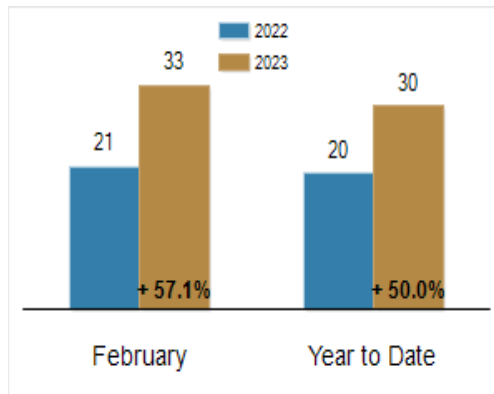
**Median Sales Price**



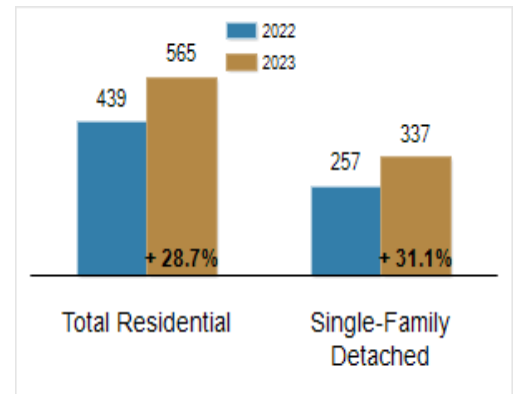
**Percent of Original List Price Received at Sale**



**Average Days on Market Until Sale**



**Inventory of Homes for Sale: February**



All information presented is based on data supplied by BRIGHT MLS. BRIGHT MLS does not guarantee nor is it responsible for its accuracy. Data maintained by the MLS may not reflect all real estate activities in the market. Information is deemed reliable but not guaranteed.