

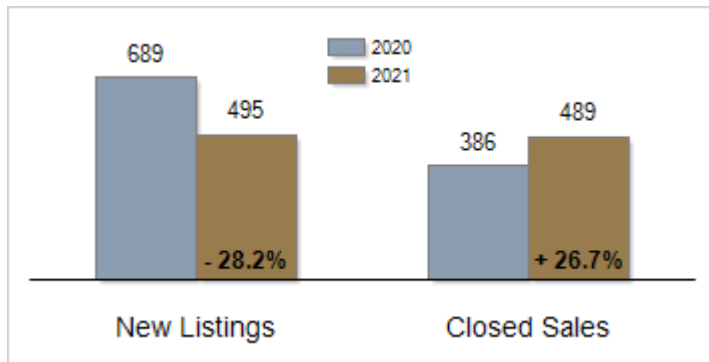


# Patterson-Schwartz Real Estate Residential Market Update

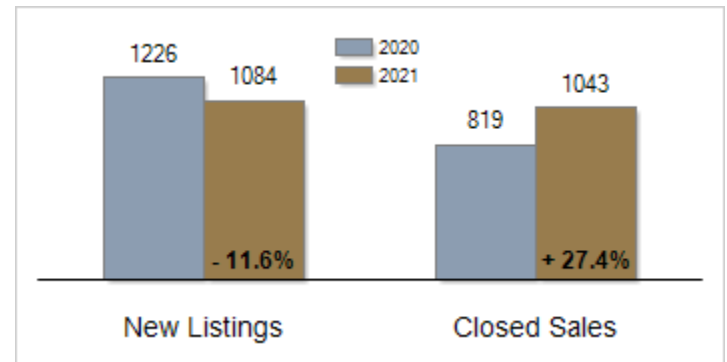
As of Wednesday, March 10, 2021 9:43:06 AM

All New Castle County	February			Year To Date		
	2020	2021	Change	2020	2021	Change
New Listings	689	495	- 28.2%	1226	1084	- 11.6%
Closed Sales	386	489	+ 26.7%	819	1043	+ 27.4%
Pending Sales	598	414	- 30.8%	1094	965	- 11.8%
Median Sales Price	\$236,000	\$255,000	+ 8.1%	\$233,365	\$262,500	+ 12.5%
% of Original List Price Received at Sale	96.6%	99.3%	+ 2.7%	96.1%	99.2%	+ 3.1%
Average Days on Market Until Sale	55	22	- 60.0%	54	26	- 51.9%
Total Residential Listing Inventory (as of 02/28)	977	613	- 37.3%			
Single-Family Detached Inventory (as of 02/28)	545	319	- 41.5%			

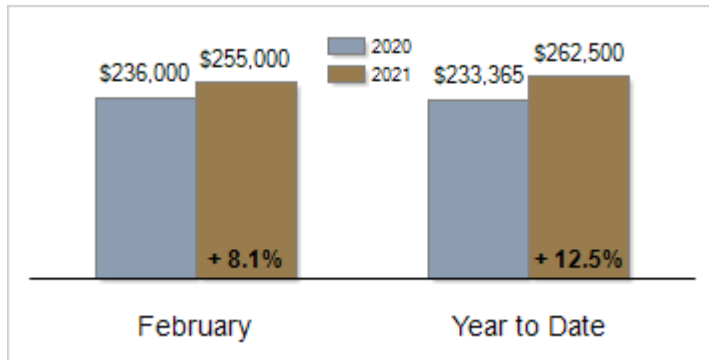
Activity: February



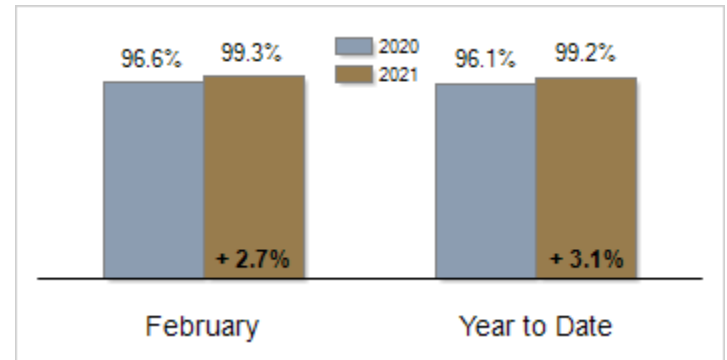
Activity: Year to Date



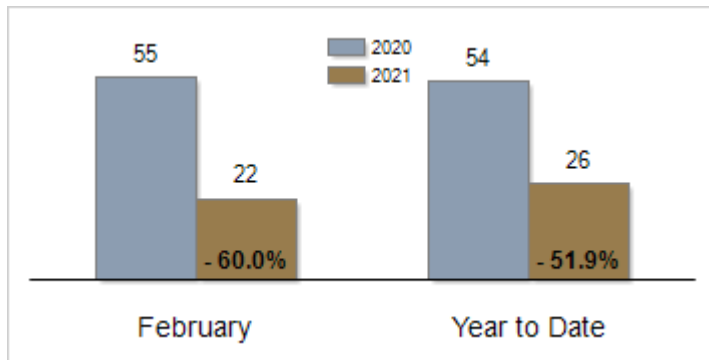
Median Sales Price



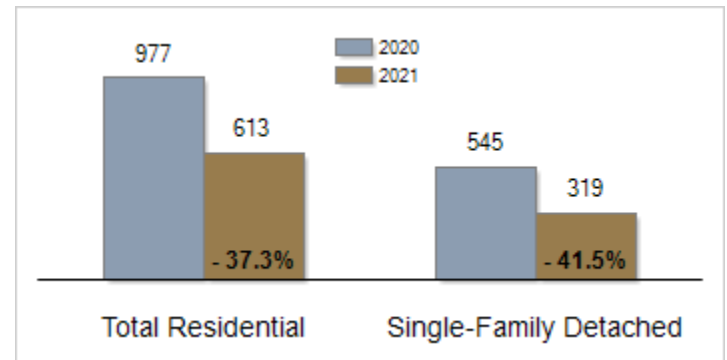
Percent of Original List Price Received at Sale



Average Days on Market Until Sale



Inventory of Homes for Sale: February



All information presented is based on data supplied by BRIGHT MLS. BRIGHT MLS does not guarantee nor is it responsible for its accuracy. Data maintained by the MLS may not reflect all real estate activities in the market. Information is deemed reliable but not guaranteed.