

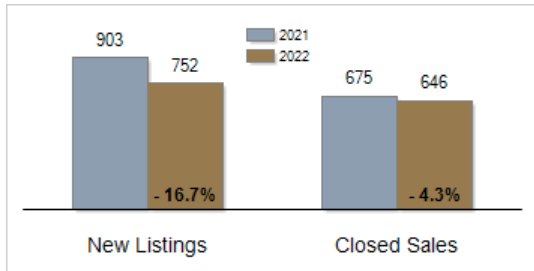


# Patterson-Schwartz Real Estate Residential Market Update

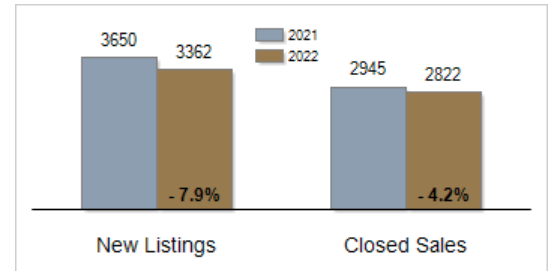
As of Thursday, June 9, 2022 9:57:38 AM

All New Castle County	May			Year To Date		
	2021	2022	Change	2021	2022	Change
New Listings	903	752	- 16.7%	3650	3362	- 7.9%
Closed Sales	675	646	- 4.3%	2945	2822	- 4.2%
Pending Sales	801	594	- 25.8%	3314	2965	- 10.5%
Median Sales Price	\$276,500	\$330,500	+ 19.5%	\$269,900	\$305,000	+ 13.0%
% of Original List Price Received at Sale	101.8%	104.2%	+ 2.4%	100.5%	101.3%	+ 0.8%
Average Days on Market Until Sale	16	11	- 31.3%	23	17	- 26.1%
Total Residential Listing Inventory (as of 05/31)	609	675	+ 10.8%			
Single-Family Detached Inventory (as of 05/31)	372	408	+ 9.7%			

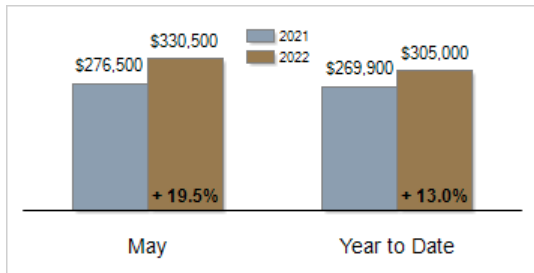
Activity: May



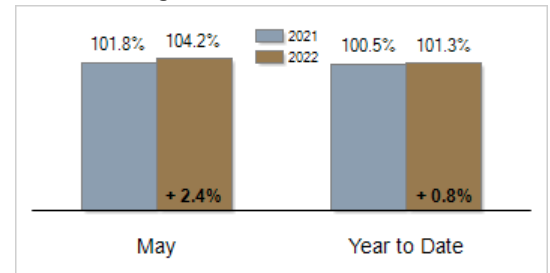
Activity: Year to Date



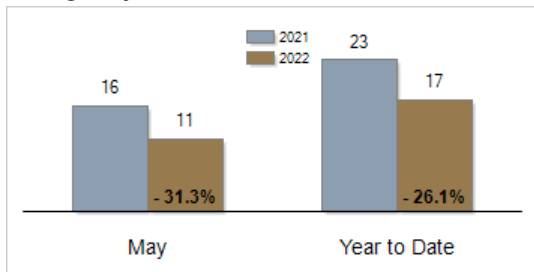
Median Sales Price



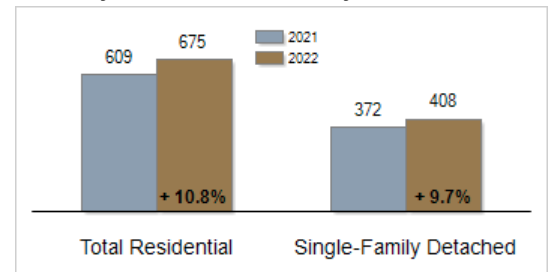
Percent of Original List Price Received at Sale



Average Days on Market Until Sale



Inventory of Homes for Sale: May



All information presented is based on data supplied by BRIGHT MLS. BRIGHT MLS does not guarantee nor is it responsible for its accuracy. Data maintained by the MLS may not reflect all real estate activities in the market. Information is deemed reliable but not guaranteed.