

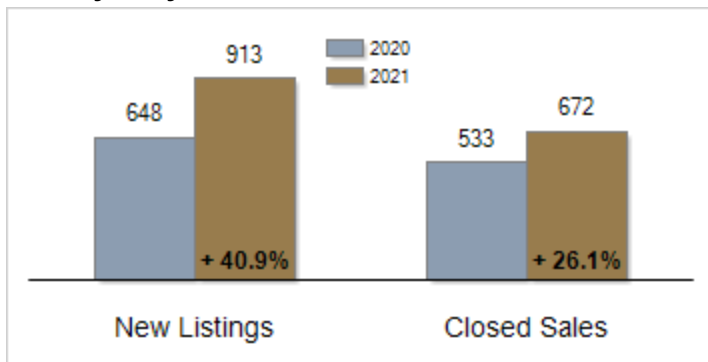


Patterson-Schwartz Real Estate Residential Market Update

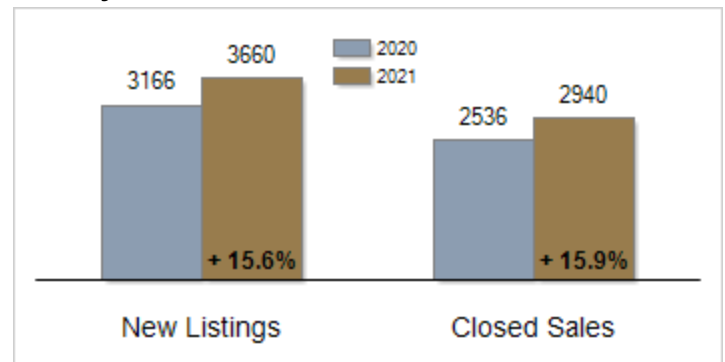
As of Wednesday, June 9, 2021 3:39:26 PM

All New Castle County	May			Year To Date		
	2020	2021	Change	2020	2021	Change
New Listings	648	913	+ 40.9%	3166	3660	+ 15.6%
Closed Sales	533	672	+ 26.1%	2536	2940	+ 15.9%
Pending Sales	662	685	+ 3.5%	2856	3196	+ 11.9%
Median Sales Price	\$252,000	\$276,250	+ 9.6%	\$244,900	\$269,250	+ 9.9%
% of Original List Price Received at Sale	97.7%	101.7%	+ 4.0%	97.0%	100.5%	+ 3.5%
Average Days on Market Until Sale	29	15	- 48.3%	43	23	- 46.5%
Total Residential Listing Inventory (as of 05/31)	904	753	- 16.7%			
Single-Family Detached Inventory (as of 05/31)	515	446	- 13.4%			

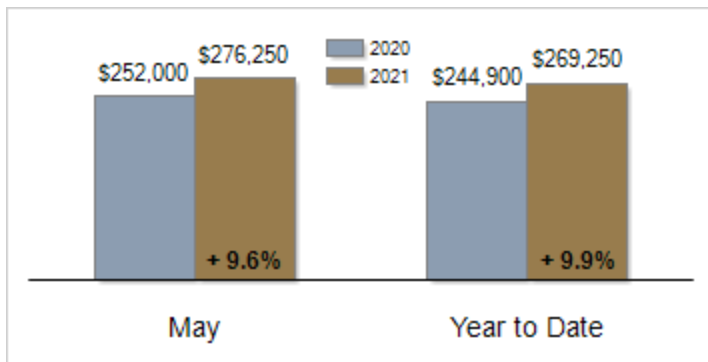
Activity: May



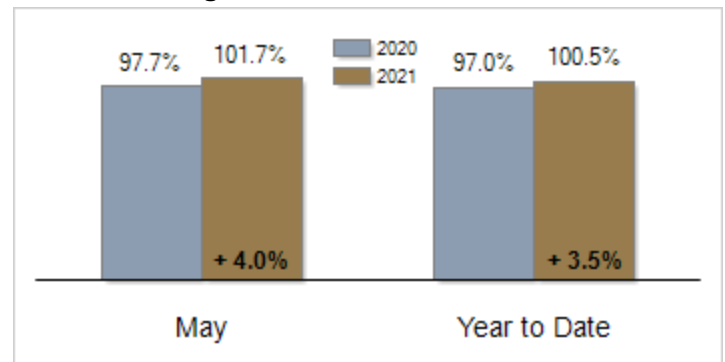
Activity: Year to Date



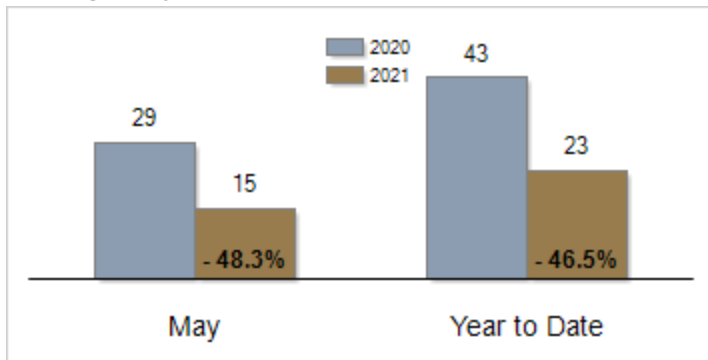
Median Sales Price



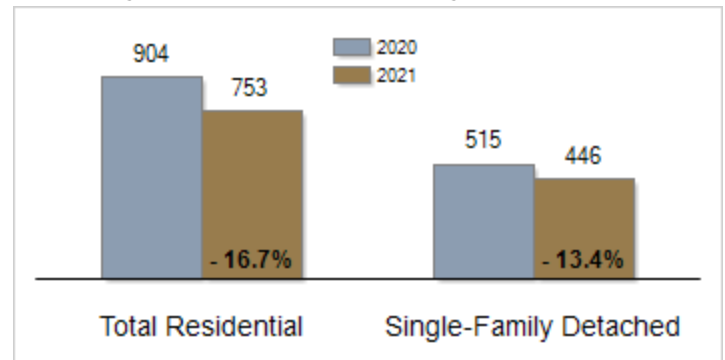
Percent of Original List Price Received at Sale



Average Days on Market Until Sale



Inventory of Homes for Sale: May



All information presented is based on data supplied by BRIGHT MLS. BRIGHT MLS does not guarantee nor is it responsible for its accuracy. Data maintained by the MLS may not reflect all real estate activities in the market. Information is deemed reliable but not guaranteed.