

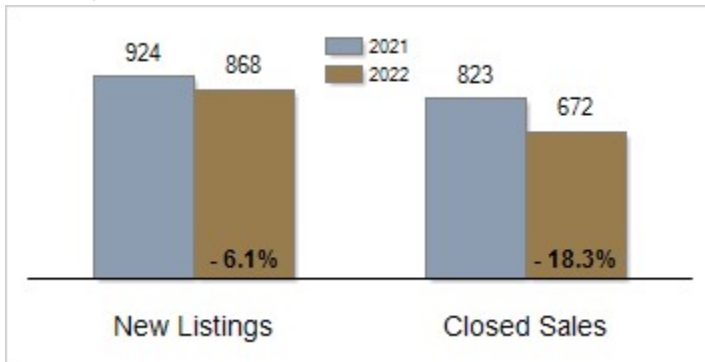


Patterson-Schwartz Real Estate Residential Market Update

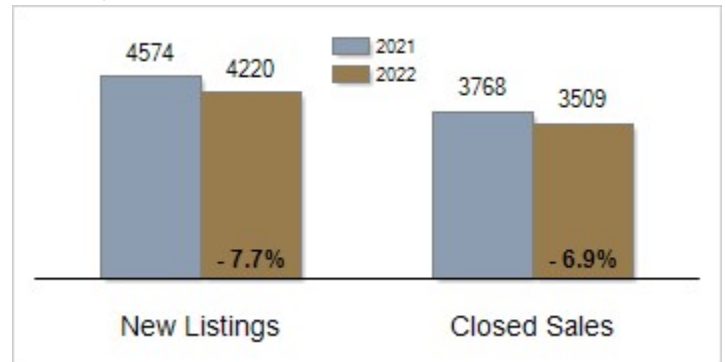
As of Monday, July 11, 2022 1:24:50 PM

All New Castle County	June			Year To Date		
	2021	2022	Change	2021	2022	Change
New Listings	924	868	- 6.1%	4574	4220	- 7.7%
Closed Sales	823	672	- 18.3%	3768	3509	- 6.9%
Pending Sales	743	549	- 26.1%	4057	3608	- 11.1%
Median Sales Price	\$310,000	\$331,000	+ 6.8%	\$275,000	\$310,000	+ 12.7%
% of Original List Price Received at Sale	102.5%	102.3%	- 0.2%	101.0%	101.5%	+ 0.5%
Average Days on Market Until Sale	15	13	- 13.3%	21	16	- 23.8%
Total Residential Listing Inventory (as of 06/30)	688	815	+ 18.5%			
Single-Family Detached Inventory (as of 06/30)	397	496	+ 24.9%			

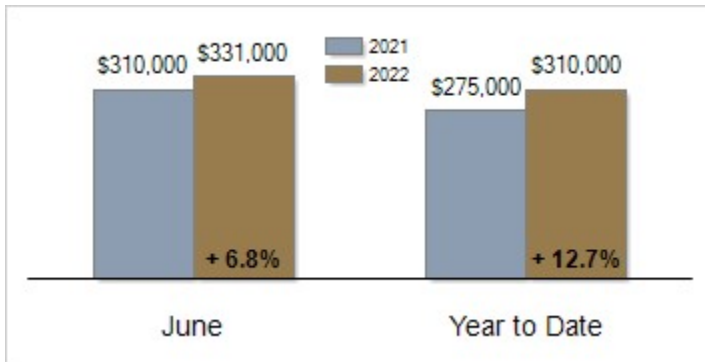
Activity: June



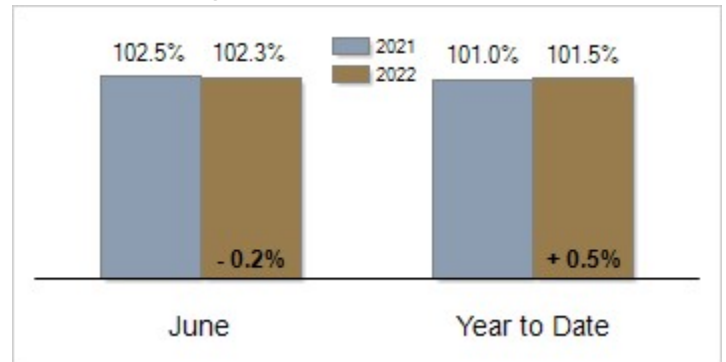
Activity: Year to Date



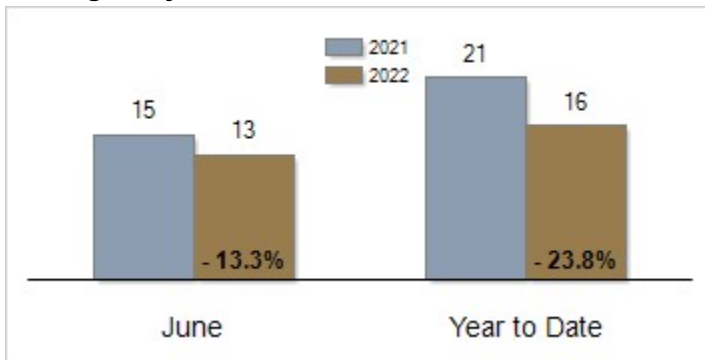
Median Sales Price



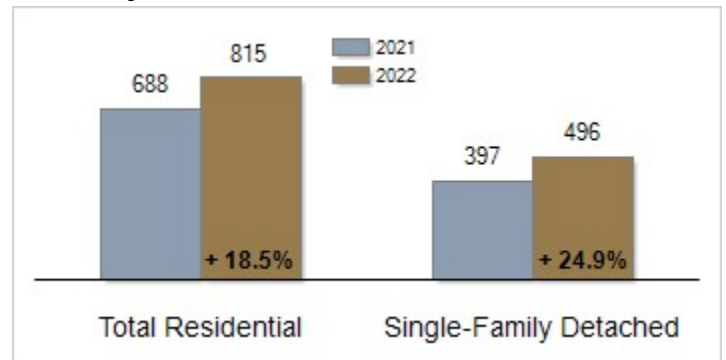
Percent of Original List Price Received at Sale



Average Days on Market Until Sale



Inventory of Homes for Sale: June



All information presented is based on data supplied by BRIGHT MLS. BRIGHT MLS does not guarantee nor is it responsible for its accuracy. Data maintained by the MLS may not reflect all real estate activities in the market. Information is deemed reliable but not guaranteed.