

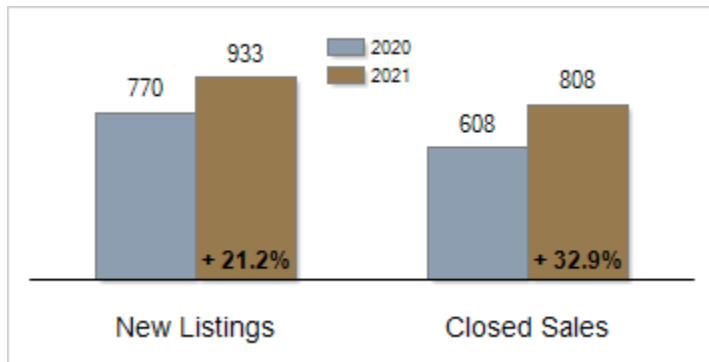


# Patterson-Schwartz Real Estate Residential Market Update

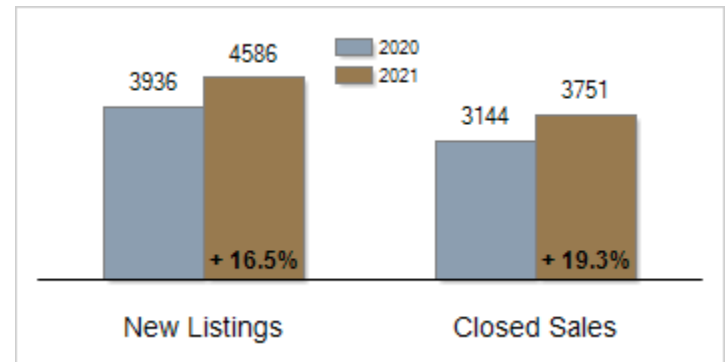
As of Thursday, July 8, 2021 12:48:08 PM

All New Castle County	June			Year To Date		
	2020	2021	Change	2020	2021	Change
New Listings	770	933	+ 21.2%	3936	4586	+ 16.5%
Closed Sales	608	808	+ 32.9%	3144	3751	+ 19.3%
Pending Sales	751	606	- 19.3%	3607	3930	+ 9.0%
Median Sales Price	\$270,450	\$310,000	+ 14.6%	\$250,000	\$275,000	+ 10.0%
% of Original List Price Received at Sale	98.2%	102.4%	+ 4.2%	97.3%	101.0%	+ 3.7%
Average Days on Market Until Sale	31	14	- 54.8%	41	21	- 48.8%
Total Residential Listing Inventory (as of 06/30)	861	851	- 1.2%			
Single-Family Detached Inventory (as of 06/30)	487	478	- 1.8%			

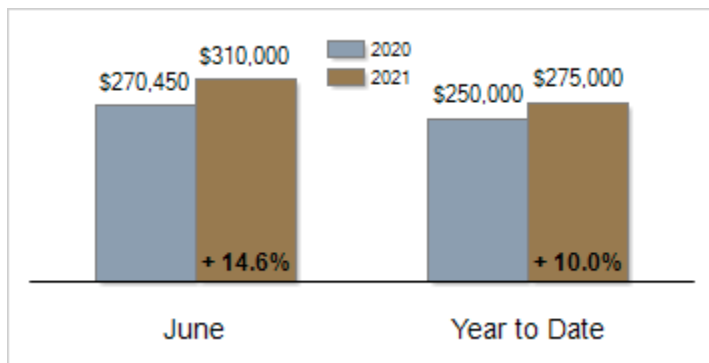
Activity: June



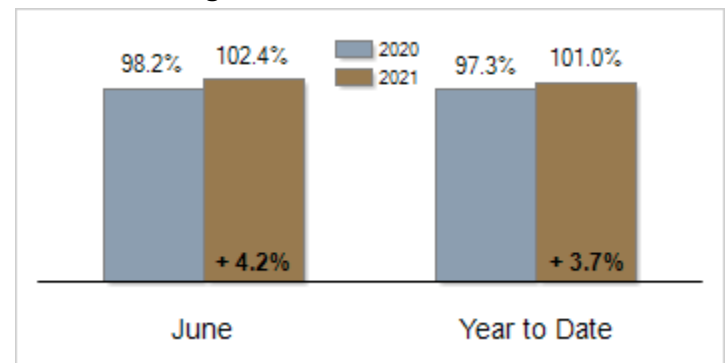
Activity: Year to Date



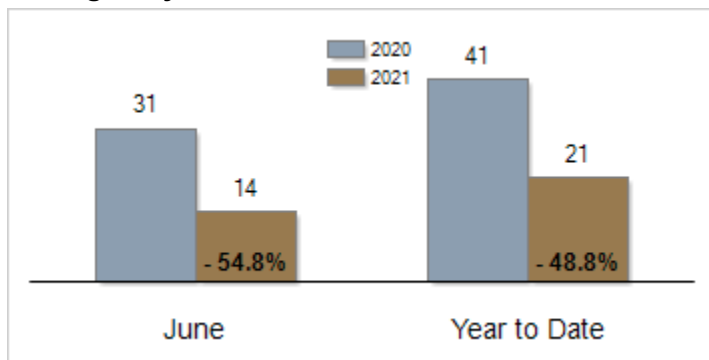
Median Sales Price



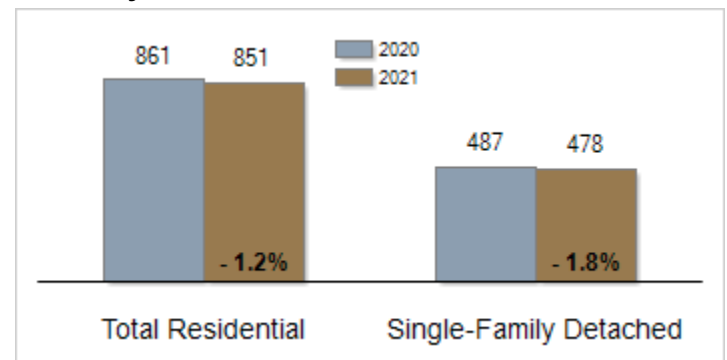
Percent of Original List Price Received at Sale



Average Days on Market Until Sale



Inventory of Homes for Sale: June



All information presented is based on data supplied by BRIGHT MLS. BRIGHT MLS does not guarantee nor is it responsible for its accuracy. Data maintained by the MLS may not reflect all real estate activities in the market. Information is deemed reliable but not guaranteed.