

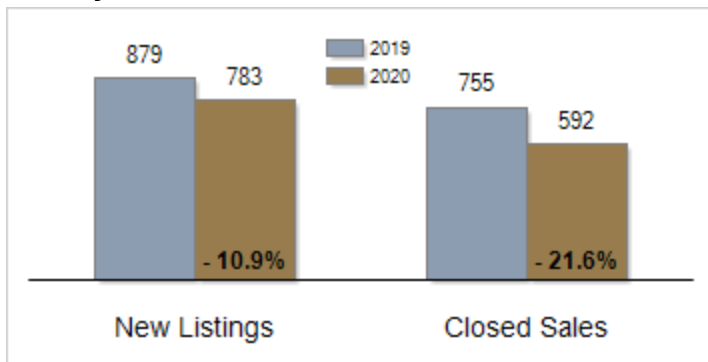


Patterson-Schwartz Real Estate Residential Market Update

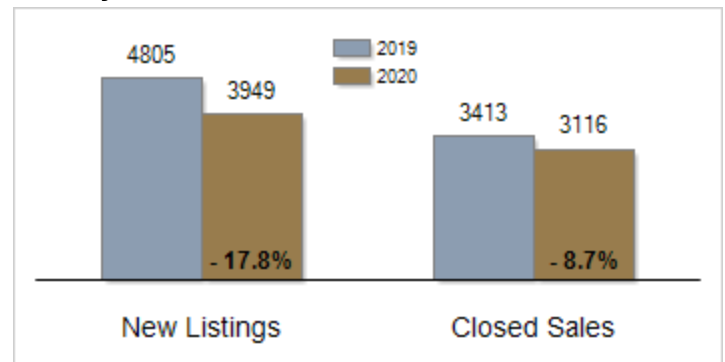
As of Thursday, July 9, 2020 11:04:28 AM

All New Castle County	June			Year To Date		
	2019	2020	Change	2019	2020	Change
New Listings	879	783	- 10.9%	4805	3949	- 17.8%
Closed Sales	755	592	- 21.6%	3413	3116	- 8.7%
Pending Sales	703	631	- 10.2%	3869	3460	- 10.6%
Median Sales Price	\$240,000	\$272,250	+ 13.4%	\$230,000	\$250,000	+ 8.7%
% of Original List Price Received at Sale	97.0%	100.0%	+ 3.0%	96.0%	97.6%	+ 1.6%
Average Days on Market Until Sale	36	31	- 13.9%	50	41	- 18.0%
Total Residential Listing Inventory (as of 06/30)	1367	1057	- 22.7%			
Single-Family Detached Inventory (as of 06/30)	857	608	- 29.1%			

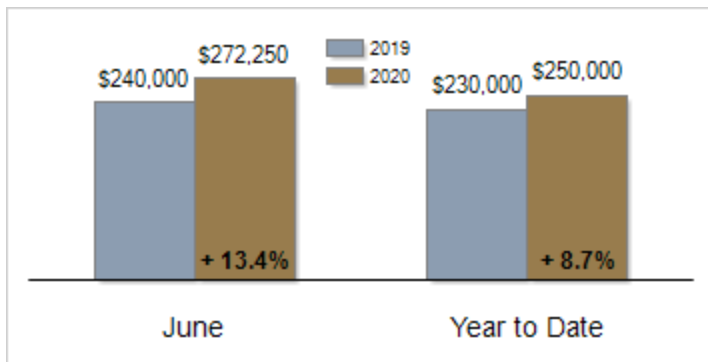
Activity: June



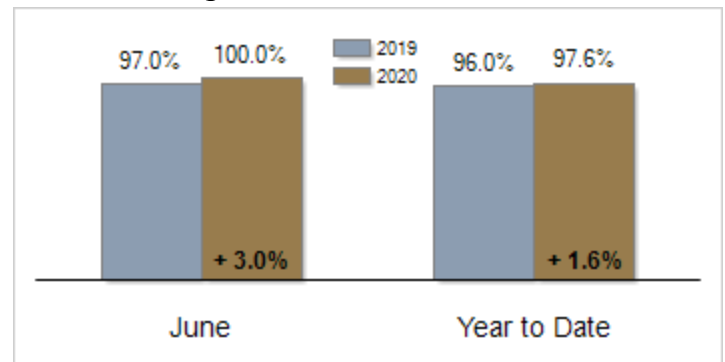
Activity: Year to Date



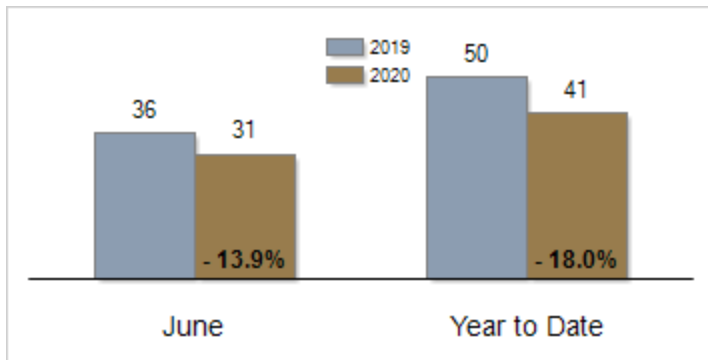
Median Sales Price



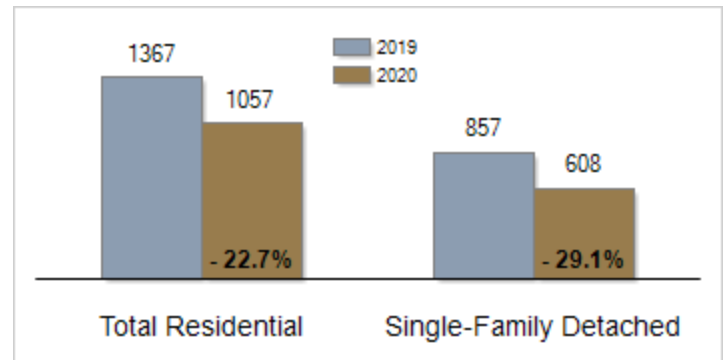
Percent of Original List Price Received at Sale



Average Days on Market Until Sale



Inventory of Homes for Sale: June



All information presented is based on data supplied by BRIGHT MLS. BRIGHT MLS does not guarantee nor is it responsible for its accuracy. Data maintained by the MLS may not reflect all real estate activities in the market. Information is deemed reliable but not guaranteed.