



# Patterson-Schwartz Real Estate

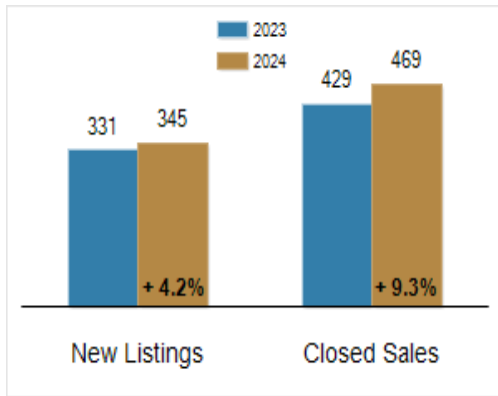
## Residential Market Update

As of Wednesday, January 8, 2025 10:29:11 AM

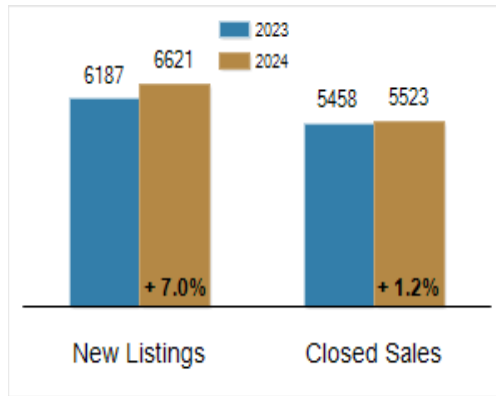
All New Castle County	December			Year To Date		
	2023	2024	Change	2023	2024	Change
New Listings	331	345	+ 4.2%	6187	6621	+ 7.0%
Closed Sales	429	469	+ 9.3%	5458	5523	+ 1.2%
Under Contract	304	364	+ 19.7%	5436	5654	+ 4.0%
Median Sales Price	\$350,000	\$350,000	+ 0.0%	\$335,000	\$355,900	+ 6.2%
% of Original List Price Received at Sale	97.9%	98.3%	+ 0.4%	100.0%	99.3%	- 0.7%
Average Days on Market Until Sale	27	27	+ 0.0%	20	23	+ 15.0%

Total Residential Listing Inventory as of January 8, 2025	672
Total Residential Listing Inventory (excluding new construction) as of January 8, 2025	492

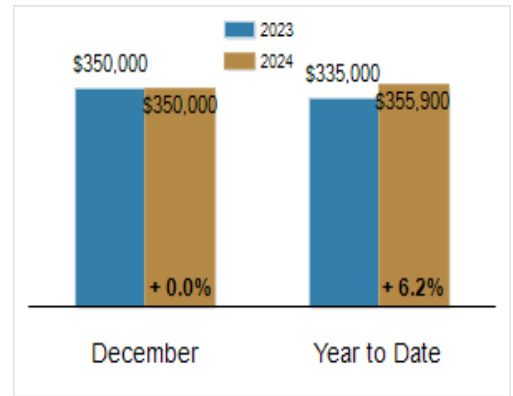
**Activity: December**



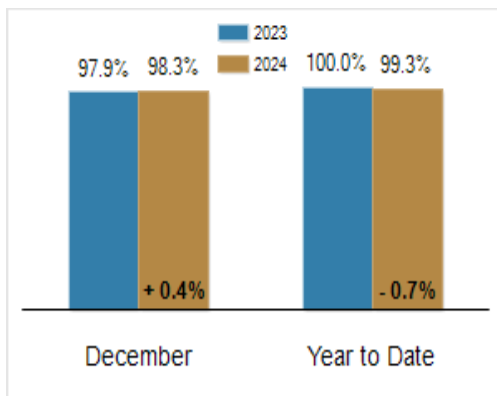
**Activity: Year to Date**



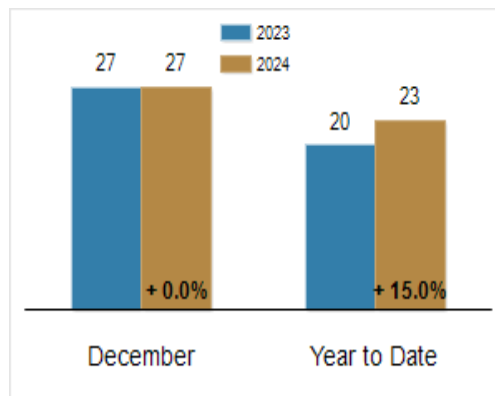
**Median Sales Price**



**Percent of Original List Price Received at Sale**



**Average Days on Market Until Sale**



All information presented is based on data supplied by BRIGHT MLS. BRIGHT MLS does not guarantee nor is it responsible for its accuracy. Data maintained by the MLS may not reflect all real estate activities in the market. Information is deemed reliable but not guaranteed.