



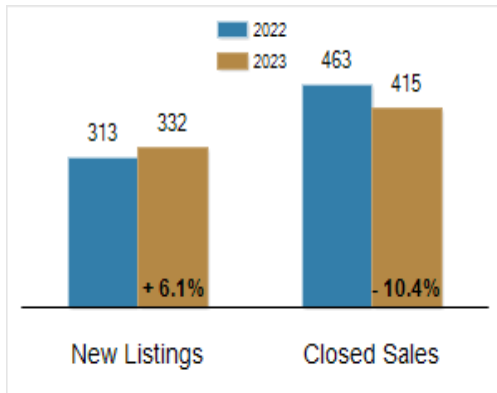
Patterson-Schwartz Real Estate

Residential Market Update

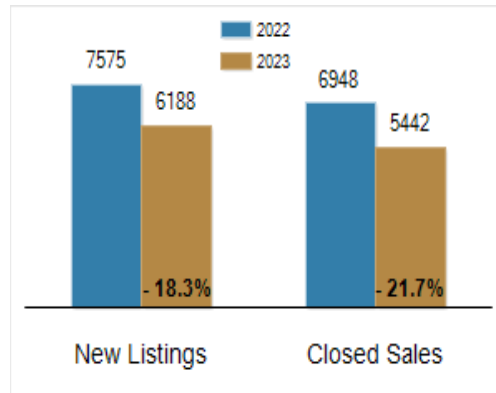
As of Monday, January 8, 2024 11:13:02 AM

5`BYk`7 UghY7 ci blm	8 YWVa VYf			MYUf`Hc`8 UHf		
	\$\$\$	\$\$\$	7\ Ub[Y	\$\$\$	\$\$\$	7\ Ub[Y
New Listings	313	332	+ 6.1%	7575	6188	- 18.3%
Closed Sales	463	415	- 10.4%	6948	5442	- 21.7%
Pending Sales	332	237	- 28.6%	6659	5350	- 19.7%
Median Sales Price	\$317,000	\$350,000	+ 10.4%	\$320,000	\$335,000	+ 4.7%
% of Original List Price Received at Sale	98.2%	97.9%	- 0.3%	100.7%	100.0%	- 0.7%
Average Days on Market Until Sale	22	27	+ 22.7%	17	20	+ 17.6%
Total Residential Listing Inventory (as of 12/31)	533	676	+ 26.8%			
Single-Family Detached Inventory (as of 12/31)	313	418	+ 33.5%			

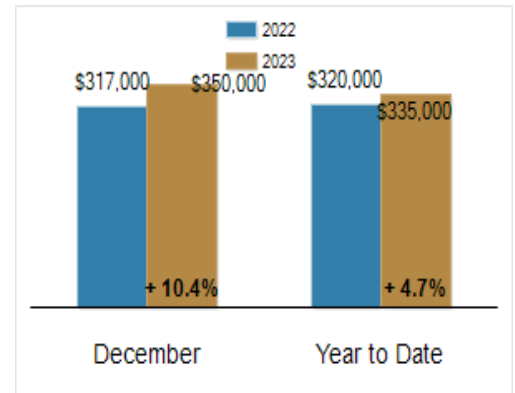
Activity: December



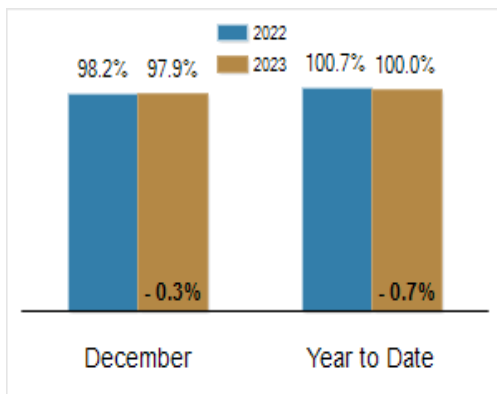
Activity: Year to Date



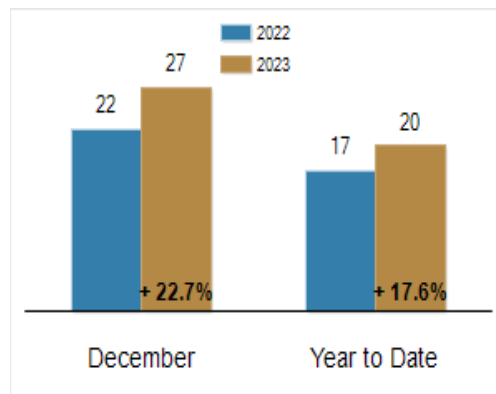
Median Sales Price



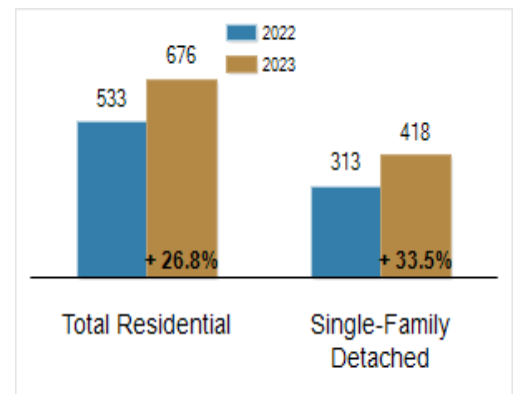
Percent of Original List Price Received at Sale



Average Days on Market Until Sale



Inventory of Homes for Sale: December



All information presented is based on data supplied by BRIGHT MLS. BRIGHT MLS does not guarantee nor is it responsible for its accuracy. Data maintained by the MLS may not reflect all real estate activities in the market. Information is deemed reliable but not guaranteed.