

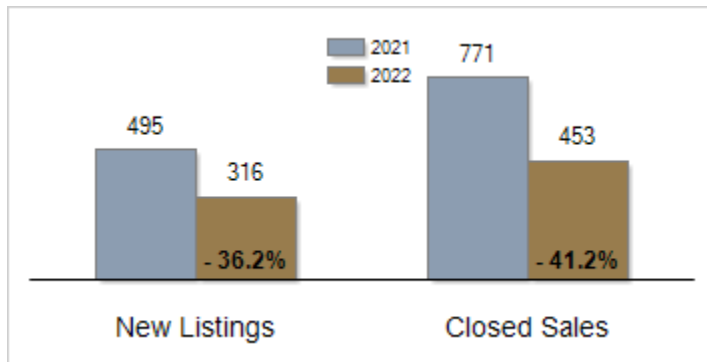


# Patterson-Schwartz Real Estate Residential Market Update

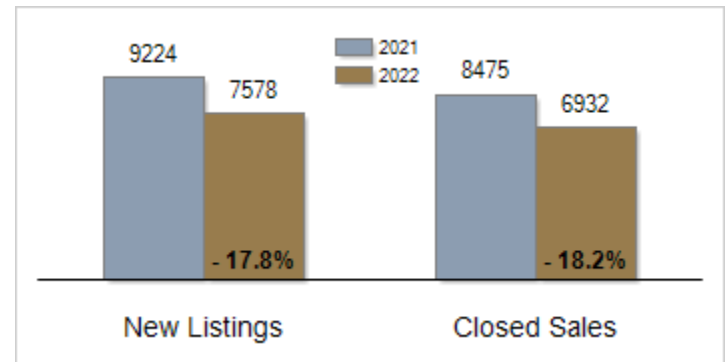
As of Monday, January 9, 2023 9:23:11 AM

All New Castle County	December			Year To Date		
	2021	2022	Change	2021	2022	Change
New Listings	495	316	- 36.2%	9224	7578	- 17.8%
Closed Sales	771	453	- 41.2%	8475	6932	- 18.2%
Pending Sales	478	256	- 46.4%	8314	6570	- 21.0%
Median Sales Price	\$290,000	\$318,000	+ 9.7%	\$285,000	\$320,000	+ 12.3%
% of Original List Price Received at Sale	100.1%	98.2%	- 1.9%	100.6%	100.6%	+ 0.0%
Average Days on Market Until Sale	18	22	+ 22.2%	19	17	- 10.5%
Total Residential Listing Inventory (as of 12/31)	563	661	+ 17.4%			
Single-Family Detached Inventory (as of 12/31)	311	399	+ 28.3%			

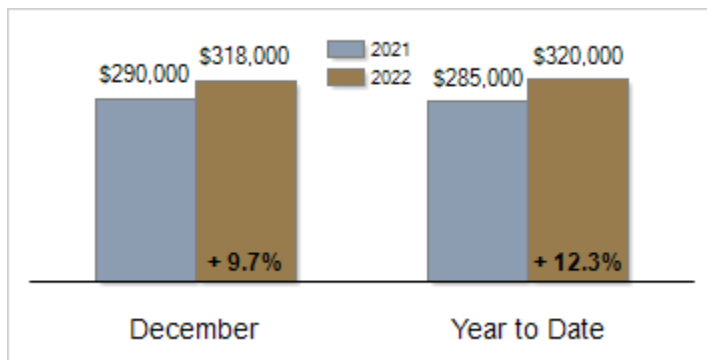
## Activity: December



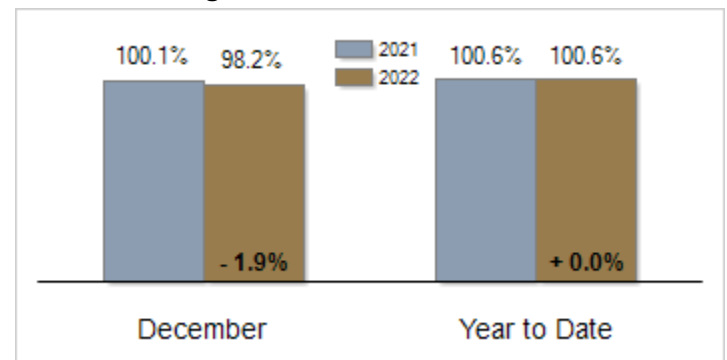
## Activity: Year to Date



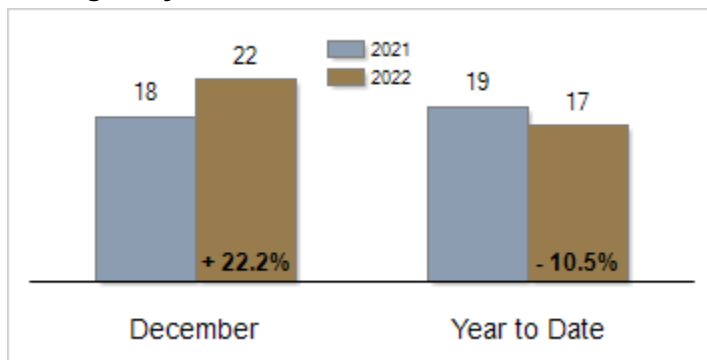
## Median Sales Price



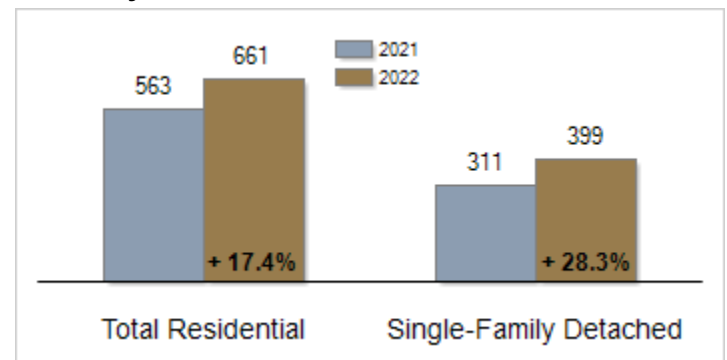
## Percent of Original List Price Received at Sale



## Average Days on Market Until Sale



## Inventory of Homes for Sale: December



All information presented is based on data supplied by BRIGHT MLS. BRIGHT MLS does not guarantee nor is it responsible for its accuracy. Data maintained by the MLS may not reflect all real estate activities in the market. Information is deemed reliable but not guaranteed.