



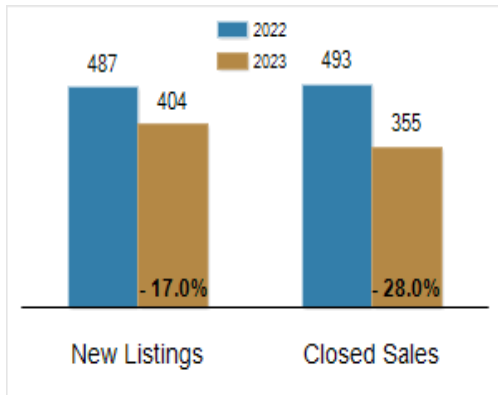
Patterson-Schwartz Real Estate

Residential Market Update

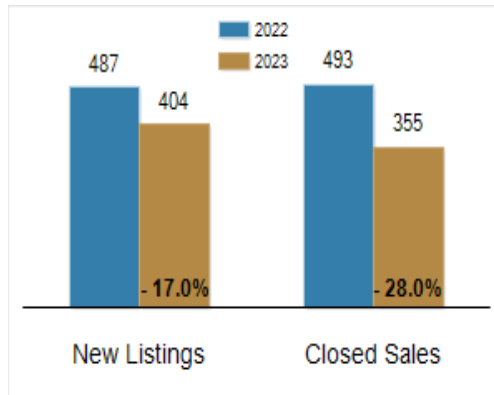
As of Wednesday, February 8, 2023 4:16:17 PM

All New Castle County	January			Year To Date		
	2022	2023	Change	2022	2023	Change
New Listings	487	404	- 17.0%	487	404	- 17.0%
Closed Sales	493	355	- 28.0%	493	355	- 28.0%
Pending Sales	477	321	- 32.7%	477	321	- 32.7%
Median Sales Price	\$300,000	\$304,999	+ 1.7%	\$300,000	\$304,999	+ 1.7%
% of Original List Price Received at Sale	98.4%	97.5%	- 0.9%	98.4%	97.5%	- 0.9%
Average Days on Market Until Sale	19	25	+ 31.6%	19	25	+ 31.6%
Total Residential Listing Inventory (as of 01/31)	505	590	+ 16.8%			
Single-Family Detached Inventory (as of 01/31)	287	344	+ 19.9%			

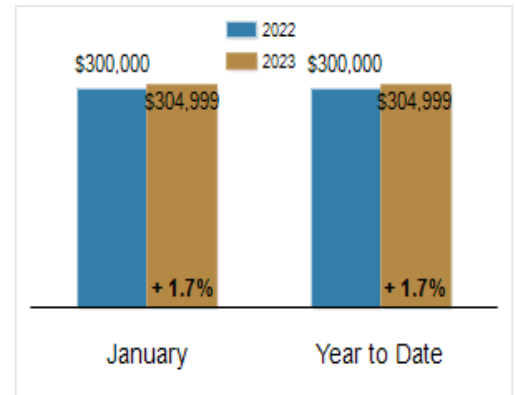
Activity: January



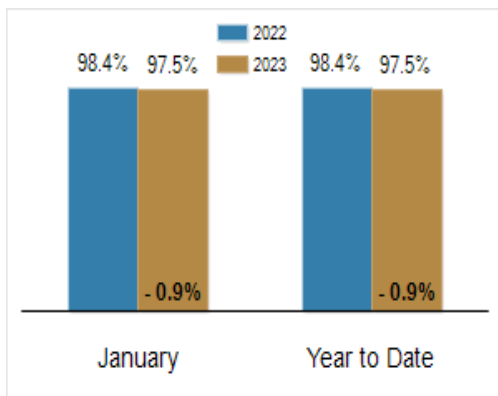
Activity: Year to Date



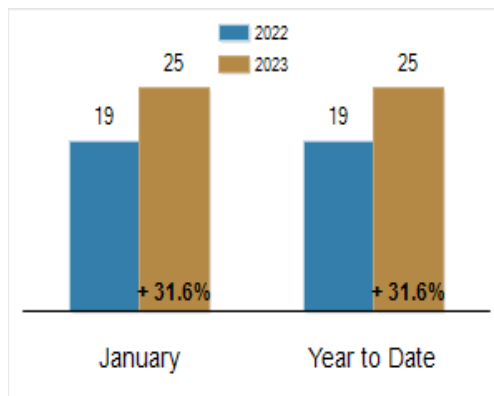
Median Sales Price



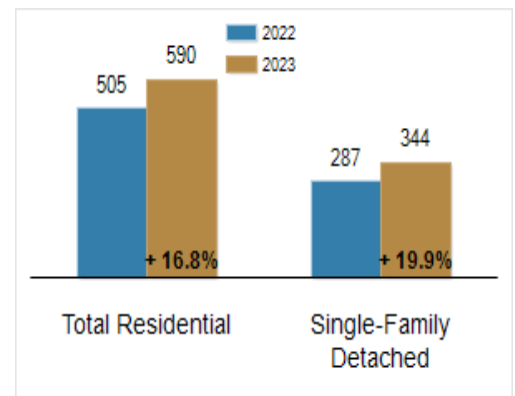
Percent of Original List Price Received at Sale



Average Days on Market Until Sale



Inventory of Homes for Sale: January



All information presented is based on data supplied by BRIGHT MLS. BRIGHT MLS does not guarantee nor is it responsible for its accuracy. Data maintained by the MLS may not reflect all real estate activities in the market. Information is deemed reliable but not guaranteed.