

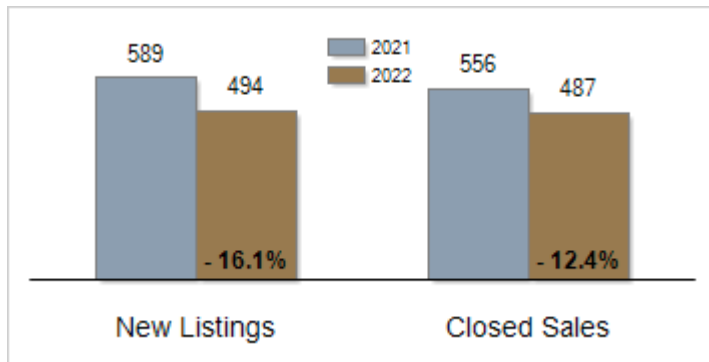


# Patterson-Schwartz Real Estate Residential Market Update

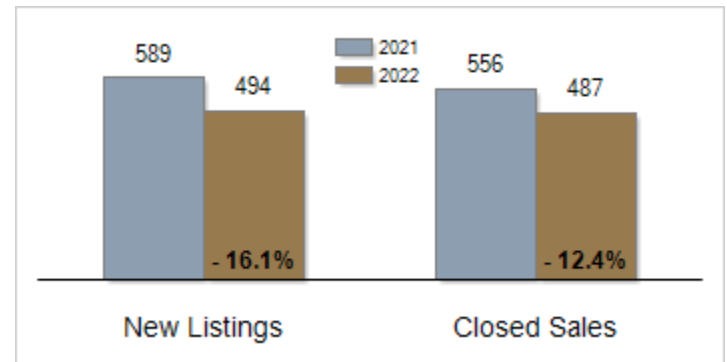
As of Friday, February 11, 2022 8:46:31 AM

All New Castle County	January			Year To Date		
	2021	2022	Change	2021	2022	Change
New Listings	589	494	- 16.1%	589	494	- 16.1%
Closed Sales	556	487	- 12.4%	556	487	- 12.4%
Pending Sales	568	404	- 28.9%	568	404	- 28.9%
Median Sales Price	\$267,450	\$300,000	+ 12.2%	\$267,450	\$300,000	+ 12.2%
% of Original List Price Received at Sale	99.2%	98.4%	- 0.8%	99.2%	98.4%	- 0.8%
Average Days on Market Until Sale	29	18	- 37.9%	29	18	- 37.9%
Total Residential Listing Inventory (as of 01/31)	562	605	+ 7.7%			
Single-Family Detached Inventory (as of 01/31)	305	331	+ 8.5%			

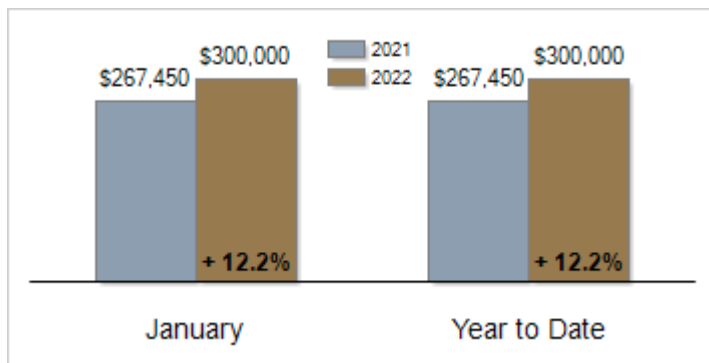
Activity: January



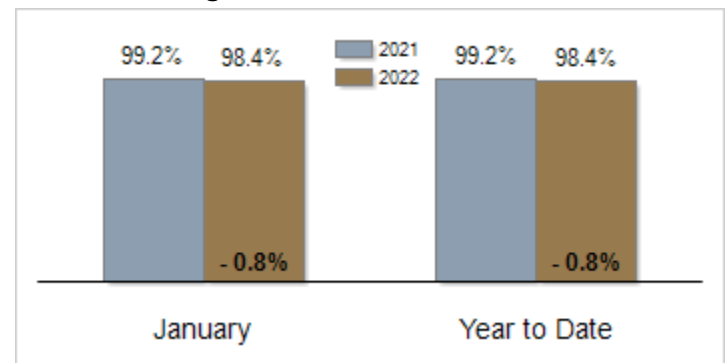
Activity: Year to Date



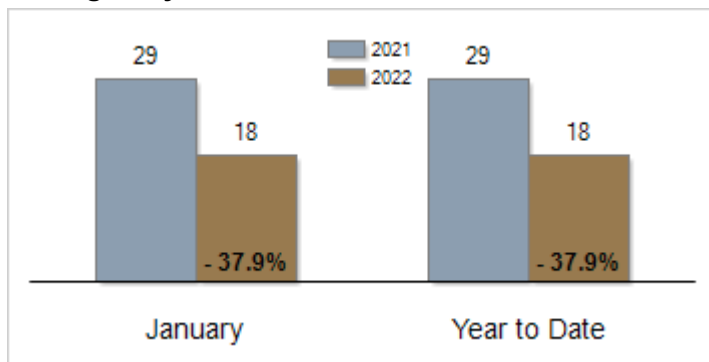
Median Sales Price



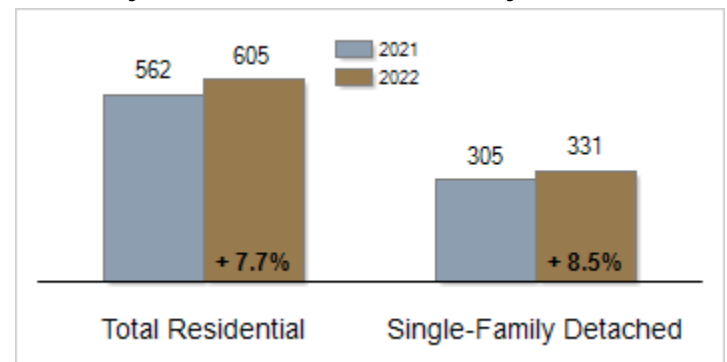
Percent of Original List Price Received at Sale



Average Days on Market Until Sale



Inventory of Homes for Sale: January



All information presented is based on data supplied by BRIGHT MLS. BRIGHT MLS does not guarantee nor is it responsible for its accuracy. Data maintained by the MLS may not reflect all real estate activities in the market. Information is deemed reliable but not guaranteed.