

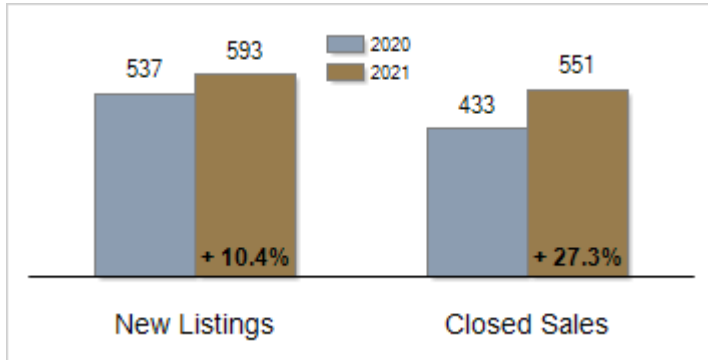


Patterson-Schwartz Real Estate Residential Market Update

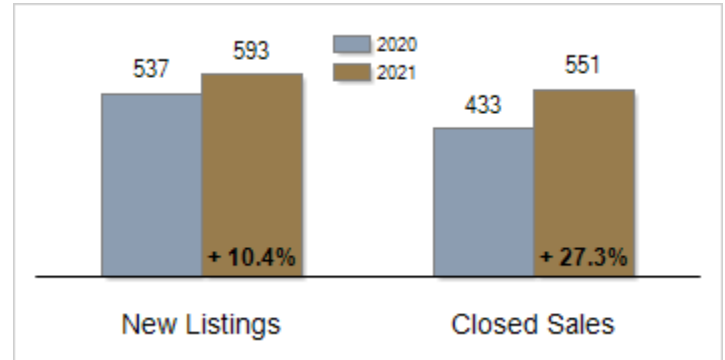
As of Tuesday, February 9, 2021 9:39:36 AM

All New Castle County	January			Year To Date		
	2020	2021	Change	2020	2021	Change
New Listings	537	593	+ 10.4%	537	593	+ 10.4%
Closed Sales	433	551	+ 27.3%	433	551	+ 27.3%
Pending Sales	496	479	- 3.4%	496	479	- 3.4%
Median Sales Price	\$230,000	\$267,000	+ 16.1%	\$230,000	\$267,000	+ 16.1%
% of Original List Price Received at Sale	95.6%	99.2%	+ 3.6%	95.6%	99.2%	+ 3.6%
Average Days on Market Until Sale	54	29	- 46.3%	54	29	- 46.3%
Total Residential Listing Inventory (as of 01/31)	977	664	- 32.0%			
Single-Family Detached Inventory (as of 01/31)	562	363	- 35.4%			

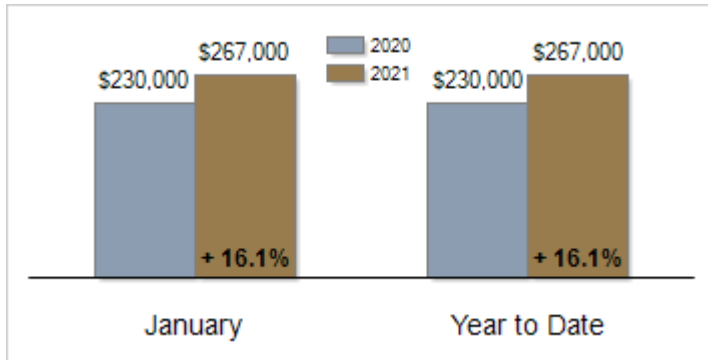
Activity: January



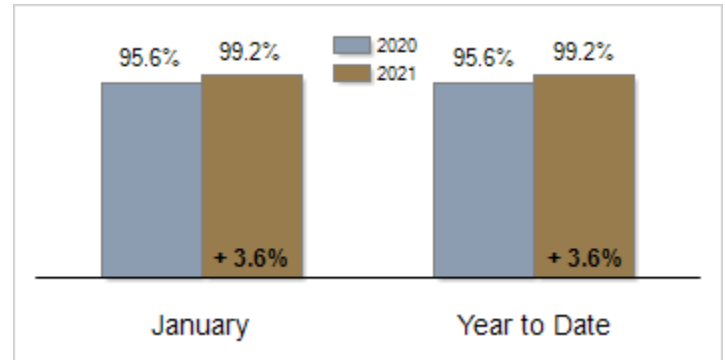
Activity: Year to Date



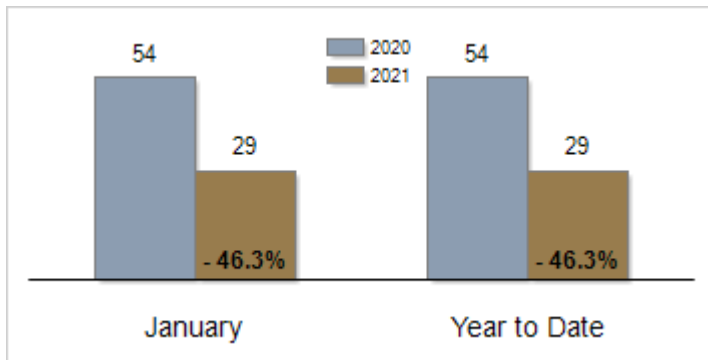
Median Sales Price



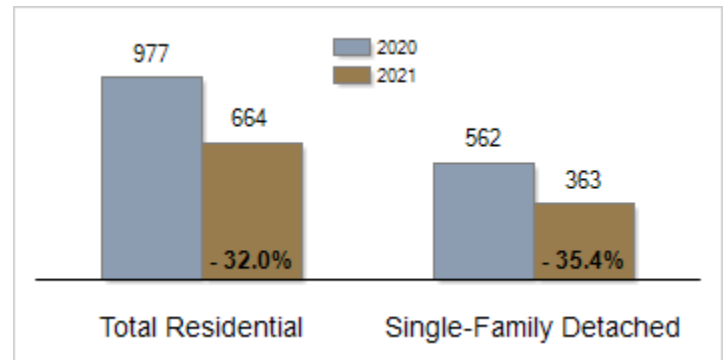
Percent of Original List Price Received at Sale



Average Days on Market Until Sale



Inventory of Homes for Sale: January



All information presented is based on data supplied by BRIGHT MLS. BRIGHT MLS does not guarantee nor is it responsible for its accuracy. Data maintained by the MLS may not reflect all real estate activities in the market. Information is deemed reliable but not guaranteed.