

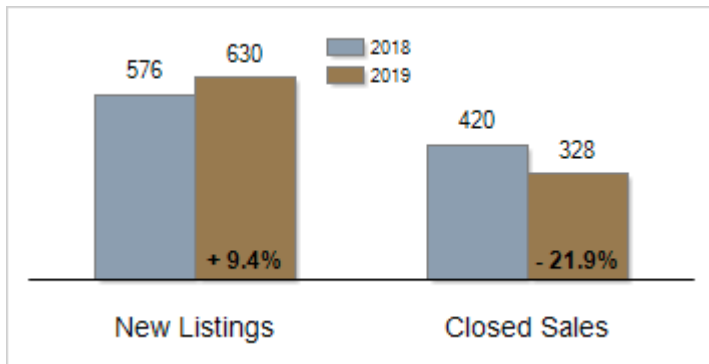


# Patterson-Schwartz Real Estate Residential Market Update

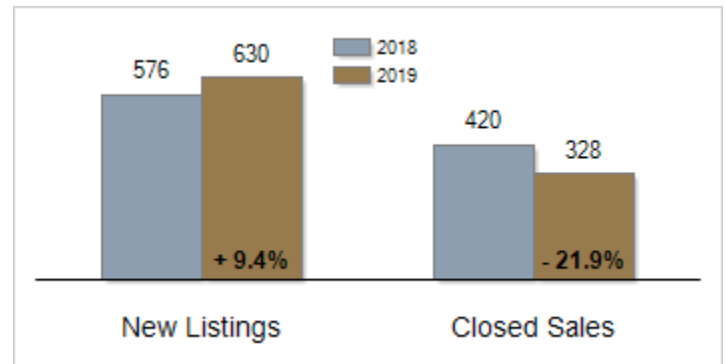
As of Friday, February 08, 2019 12:28:06 PM

All New Castle County	January			Year To Date		
	2018	2019	Change	2018	2019	Change
New Listings	576	630	+ 9.4%	576	630	+ 9.4%
Closed Sales	420	328	- 21.9%	420	328	- 21.9%
Pending Sales	529	387	- 26.8%	529	387	- 26.8%
Median Sales Price	\$215,000	\$222,950	+ 3.7%	\$215,000	\$222,950	+ 3.7%
% of Original List Price Received at Sale	95.8%	94.8%	- 1.0%	95.8%	94.8%	- 1.0%
Average Days on Market Until Sale	60	64	+ 6.7%	60	64	+ 6.7%

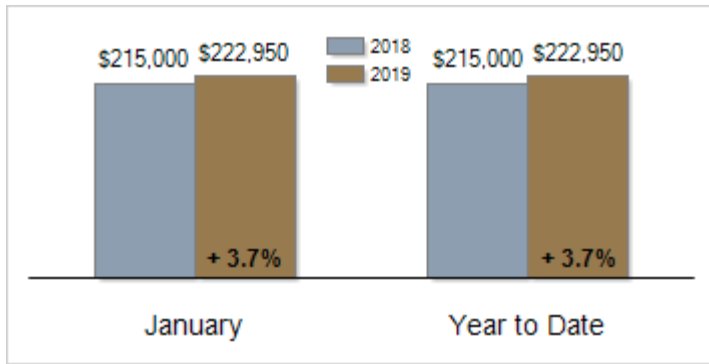
Activity: January



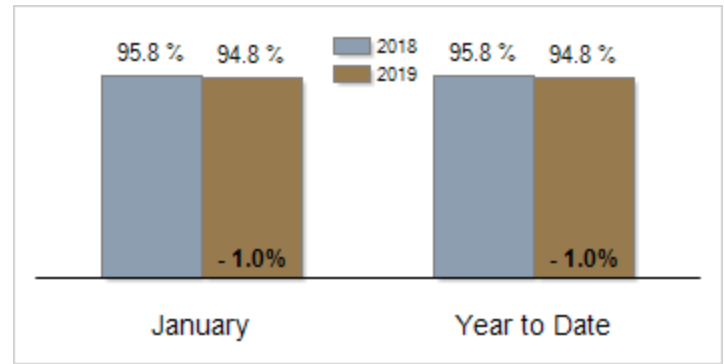
Activity: Year to Date



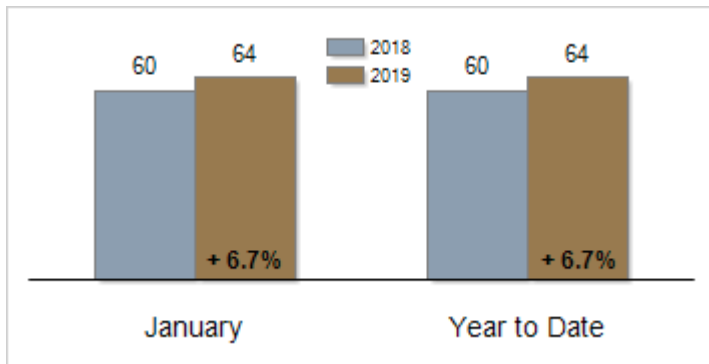
Median Sales Price



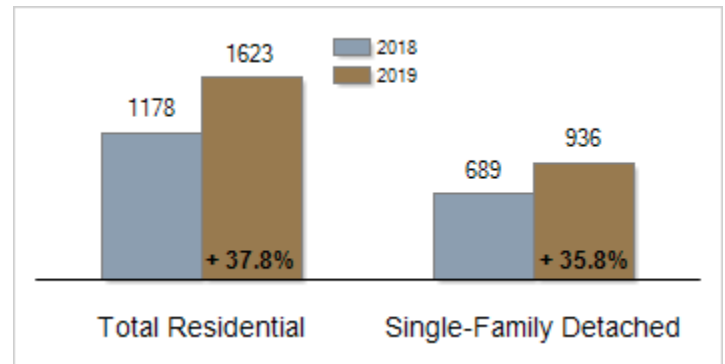
Percent of Original List Price Received at Sale



Average Days on Market Until Sale



Inventory of Homes for Sale: January



All information presented is based on data supplied by BRIGHT MLS. BRIGHT MLS does not guarantee nor is it responsible for its accuracy. Data maintained by the MLS may not reflect all real estate activities in the market. Information is deemed reliable but not guaranteed.