



# Patterson-Schwartz Real Estate

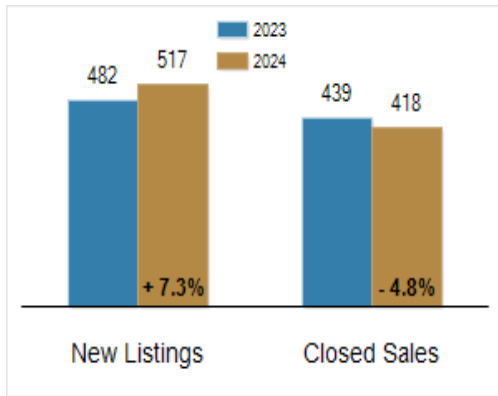
## Residential Market Update

As of Monday, December 9, 2024 9:16:29 AM

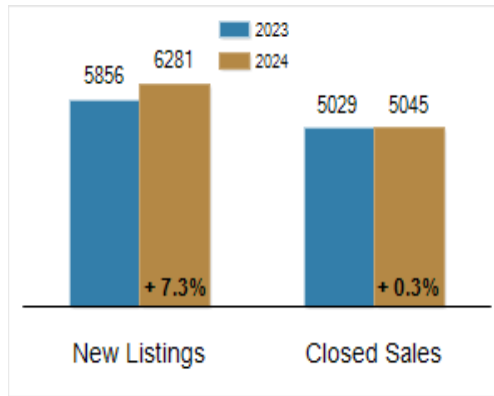
All New Castle County	November			Year To Date		
	2023	2024	Change	2023	2024	Change
New Listings	482	517	+ 7.3%	5856	6281	+ 7.3%
Closed Sales	439	418	- 4.8%	5029	5045	+ 0.3%
Under Contract	398	458	+ 15.1%	5132	5308	+ 3.4%
Median Sales Price	\$349,900	\$368,950	+ 5.4%	\$335,000	\$357,500	+ 6.7%
% of Original List Price Received at Sale	98.3%	99.4%	+ 1.1%	100.1%	99.4%	- 0.7%
Average Days on Market Until Sale	20	28	+ 40.0%	20	23	+ 15.0%

Total Residential Listing Inventory as of December 9, 2024	763
Total Residential Listing Inventory (excluding new construction) as of December 9, 2024	578

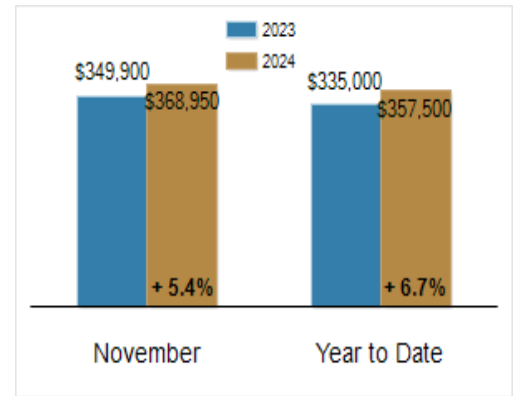
**Activity: November**



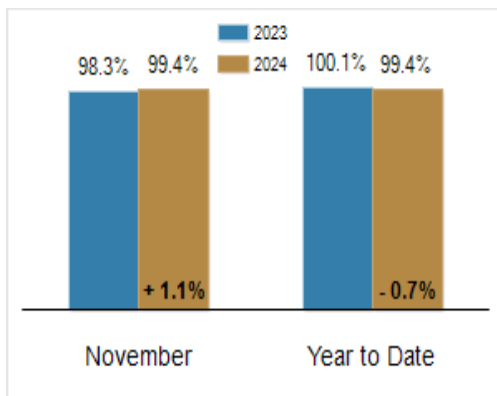
**Activity: Year to Date**



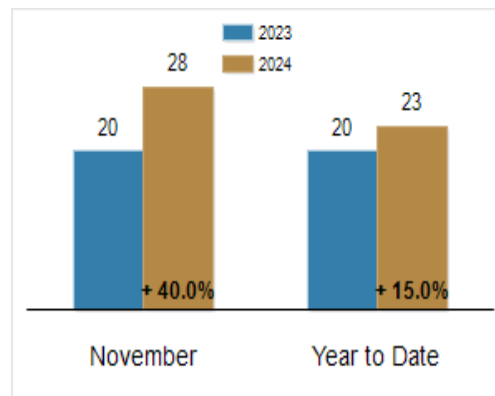
**Median Sales Price**



**Percent of Original List Price Received at Sale**



**Average Days on Market Until Sale**



All information presented is based on data supplied by BRIGHT MLS. BRIGHT MLS does not guarantee nor is it responsible for its accuracy. Data maintained by the MLS may not reflect all real estate activities in the market. Information is deemed reliable but not guaranteed.