



Patterson-Schwartz Real Estate

Residential Market Update

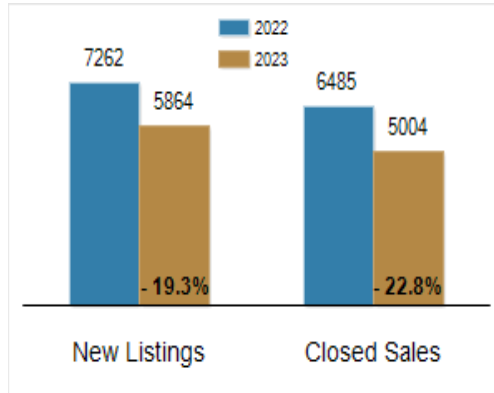
As of Wednesday, December 6, 2023 10:38:16 AM

All New Castle County	November			Year To Date		
	2022	2023	Change	2022	2023	Change
New Listings	461	490	+ 6.3%	7262	5864	- 19.3%
Closed Sales	468	420	- 10.3%	6485	5004	- 22.8%
Pending Sales	412	311	- 24.5%	6328	5022	- 20.6%
Median Sales Price	\$330,000	\$345,000	+ 4.5%	\$321,000	\$335,000	+ 4.4%
% of Original List Price Received at Sale	98.4%	98.2%	- 0.2%	100.8%	100.1%	- 0.7%
Average Days on Market Until Sale	21	20	- 4.8%	17	20	+ 17.6%
Total Residential Listing Inventory (as of 11/30)	638	750	+ 17.6%			
Single-Family Detached Inventory (as of 11/30)	374	478	+ 27.8%			

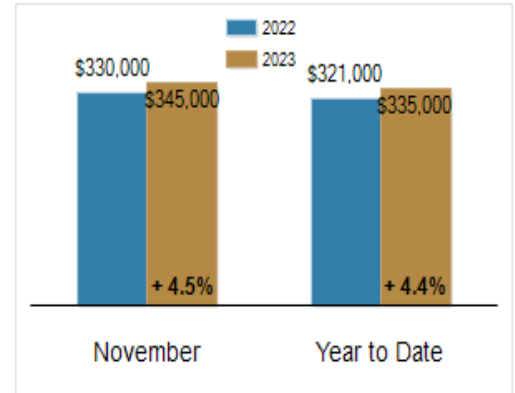
Activity: November



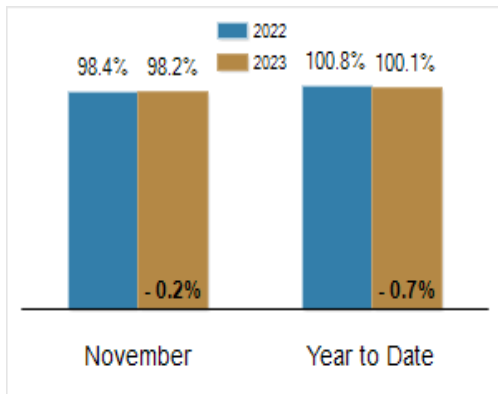
Activity: Year to Date



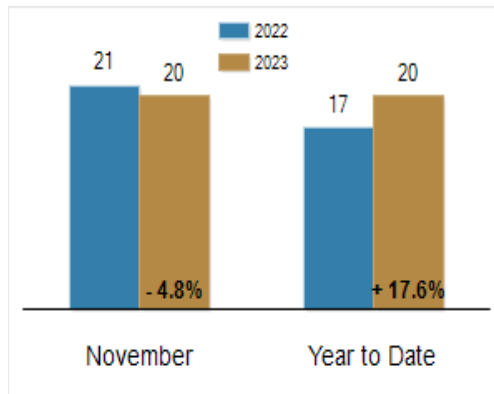
Median Sales Price



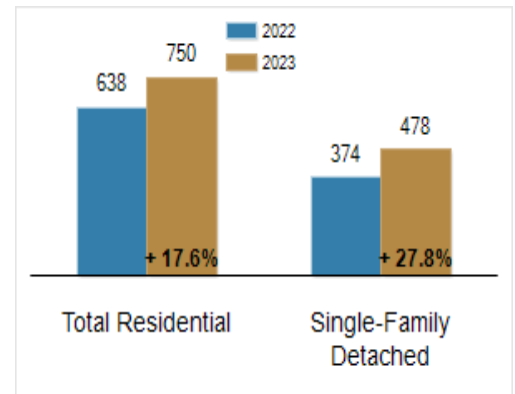
Percent of Original List Price Received at Sale



Average Days on Market Until Sale



Inventory of Homes for Sale: November



All information presented is based on data supplied by BRIGHT MLS. BRIGHT MLS does not guarantee nor is it responsible for its accuracy. Data maintained by the MLS may not reflect all real estate activities in the market. Information is deemed reliable but not guaranteed.