

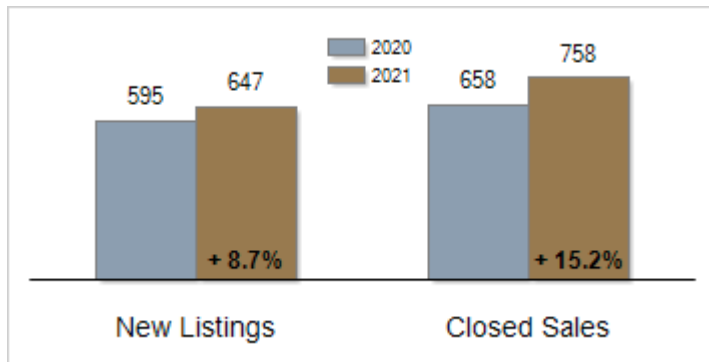


Patterson-Schwartz Real Estate Residential Market Update

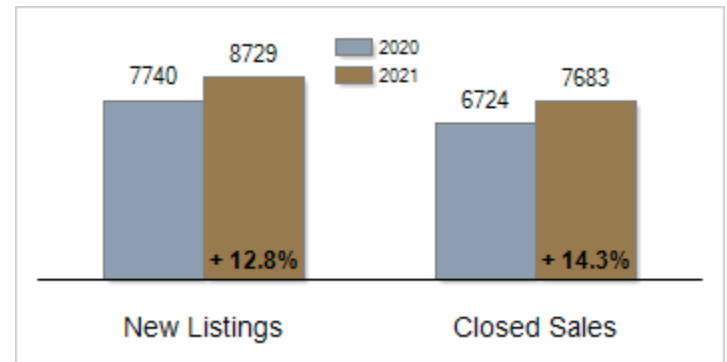
As of Friday, December 10, 2021 8:41:57 AM

All New Castle County	November			Year To Date		
	2020	2021	Change	2020	2021	Change
New Listings	595	647	+ 8.7%	7740	8729	+ 12.8%
Closed Sales	658	758	+ 15.2%	6724	7683	+ 14.3%
Pending Sales	571	548	- 4.0%	7169	7710	+ 7.5%
Median Sales Price	\$279,450	\$299,000	+ 7.0%	\$260,000	\$285,000	+ 9.6%
% of Original List Price Received at Sale	98.9%	100.0%	+ 1.1%	97.9%	100.6%	+ 2.7%
Average Days on Market Until Sale	22	18	- 18.2%	33	18	- 45.5%
Total Residential Listing Inventory (as of 11/30)	685	763	+ 11.4%			
Single-Family Detached Inventory (as of 11/30)	347	422	+ 21.6%			

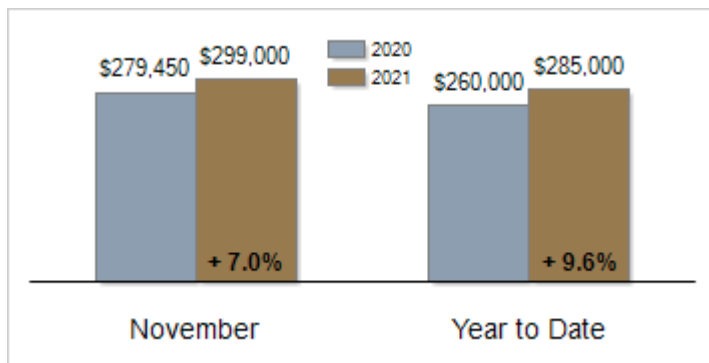
Activity: November



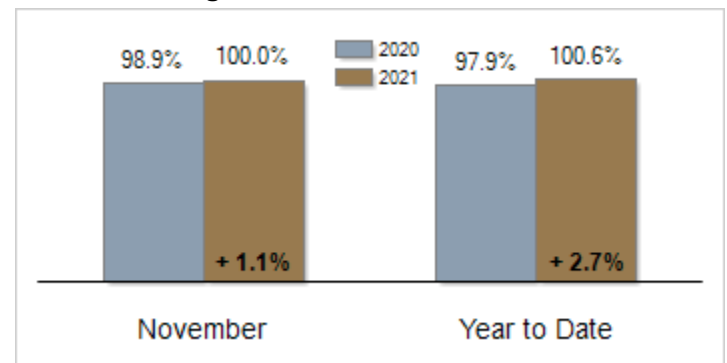
Activity: Year to Date



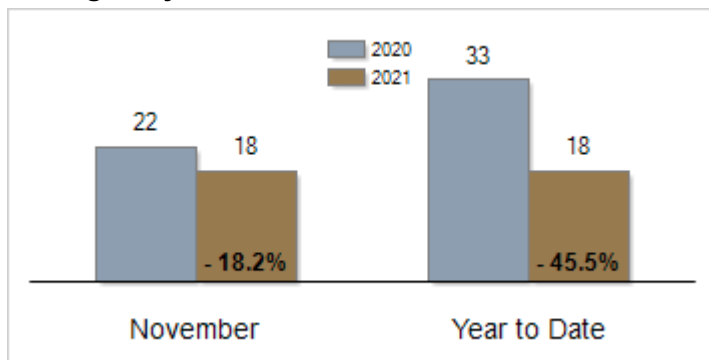
Median Sales Price



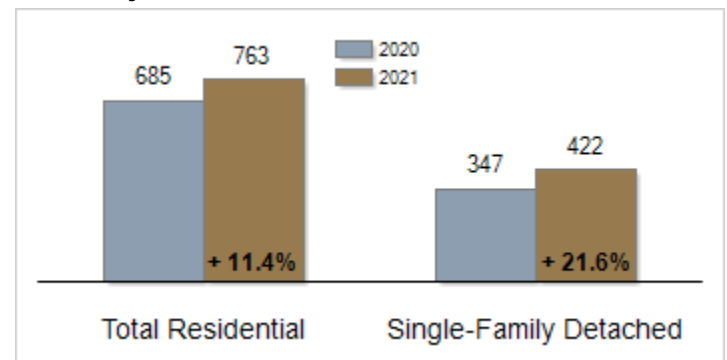
Percent of Original List Price Received at Sale



Average Days on Market Until Sale



Inventory of Homes for Sale: November



All information presented is based on data supplied by BRIGHT MLS. BRIGHT MLS does not guarantee nor is it responsible for its accuracy. Data maintained by the MLS may not reflect all real estate activities in the market. Information is deemed reliable but not guaranteed.