



# Patterson-Schwartz Real Estate

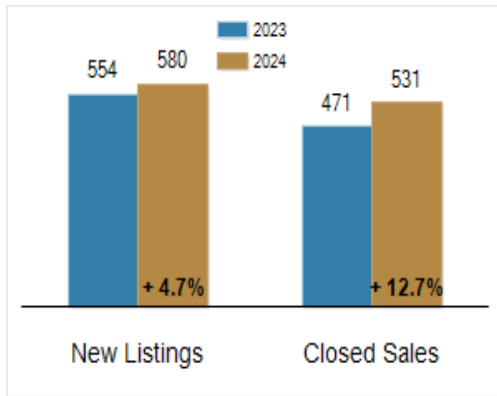
## Residential Market Update

As of Thursday, August 8, 2024 10:16:49 AM

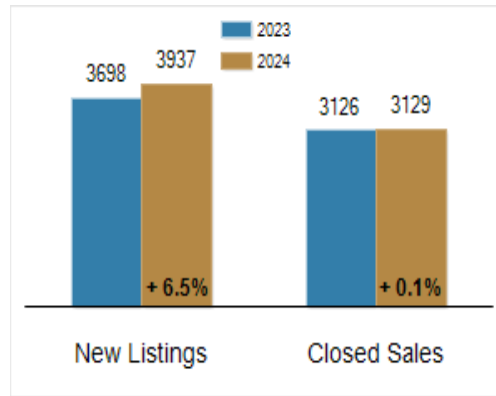
All New Castle County	July			Year To Date		
	2023	2024	Change	2023	2024	Change
New Listings	554	580	+ 4.7%	3698	3937	+ 6.5%
Closed Sales	471	531	+ 12.7%	3126	3129	+ 0.1%
Under Contract	496	497	+ 0.2%	3330	3413	+ 2.5%
Median Sales Price	\$355,000	\$353,000	- 0.6%	\$330,000	\$350,000	+ 6.1%
% of Original List Price Received at Sale	101.4%	99.6%	- 1.8%	100.2%	99.3%	- 0.9%
Average Days on Market Until Sale	15	18	+ 20.0%	21	23	+ 9.5%

Total Residential Listing Inventory as of August 8, 2024	682
Total Residential Listing Inventory (excluding new construction) as of August 8, 2024	502

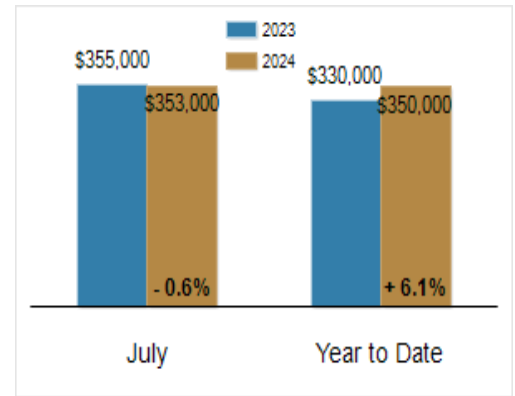
### Activity: July



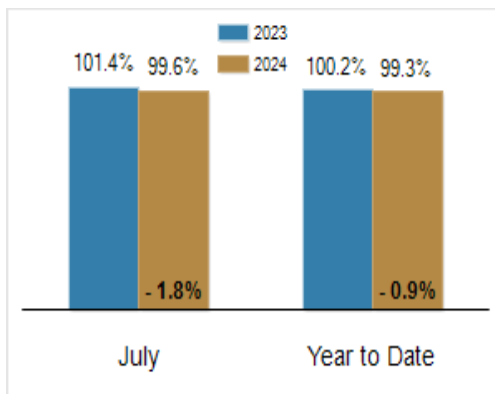
### Activity: Year to Date



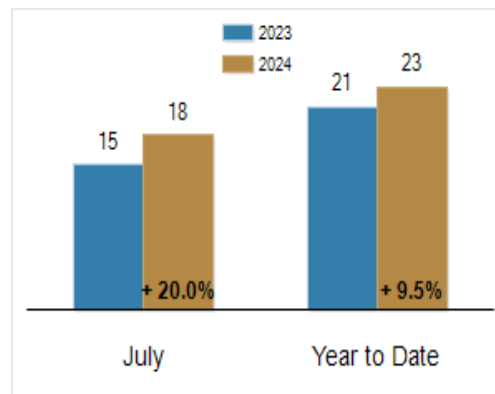
### Median Sales Price



### Percent of Original List Price Received at Sale



### Average Days on Market Until Sale



All information presented is based on data supplied by BRIGHT MLS. BRIGHT MLS does not guarantee nor is it responsible for its accuracy. Data maintained by the MLS may not reflect all real estate activities in the market. Information is deemed reliable but not guaranteed.