

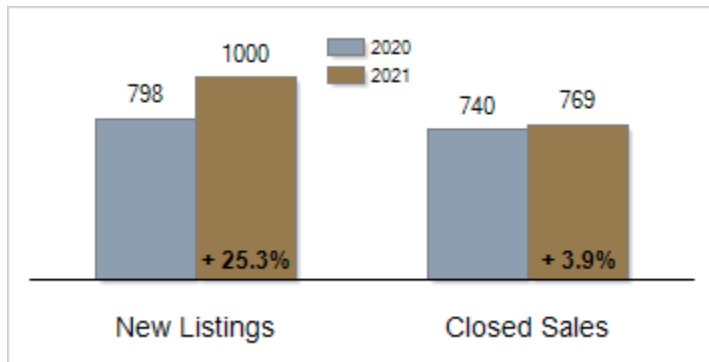


Patterson-Schwartz Real Estate Residential Market Update

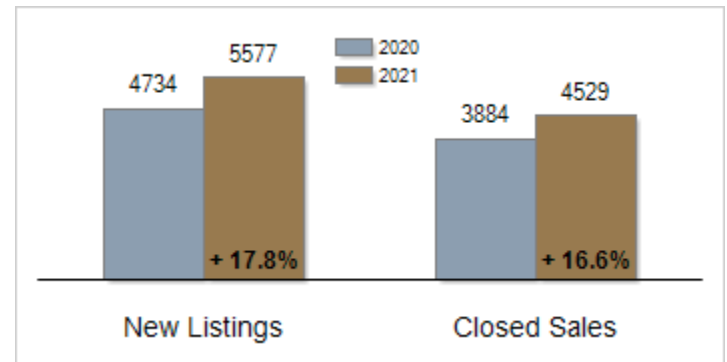
As of Tuesday, August 10, 2021 4:07:15 PM

All New Castle County	July			Year To Date		
	2020	2021	Change	2020	2021	Change
New Listings	798	1000	+ 25.3%	4734	5577	+ 17.8%
Closed Sales	740	769	+ 3.9%	3884	4529	+ 16.6%
Pending Sales	749	618	- 17.5%	4356	4666	+ 7.1%
Median Sales Price	\$257,250	\$315,000	+ 22.4%	\$250,000	\$281,000	+ 12.4%
% of Original List Price Received at Sale	98.8%	101.0%	+ 2.2%	97.6%	101.0%	+ 3.4%
Average Days on Market Until Sale	30	12	- 60.0%	39	20	- 48.7%
Total Residential Listing Inventory (as of 07/31)	816	1002	+ 22.8%			
Single-Family Detached Inventory (as of 07/31)	465	574	+ 23.4%			

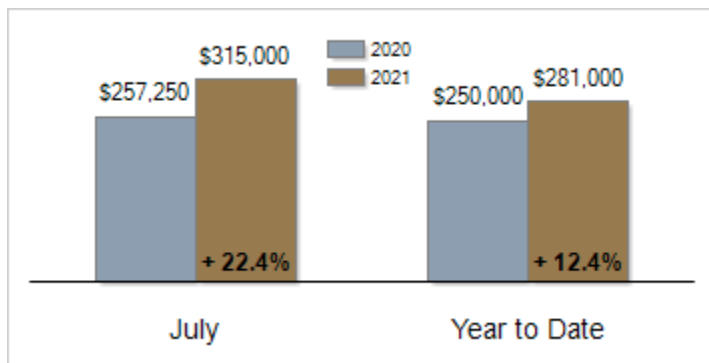
Activity: July



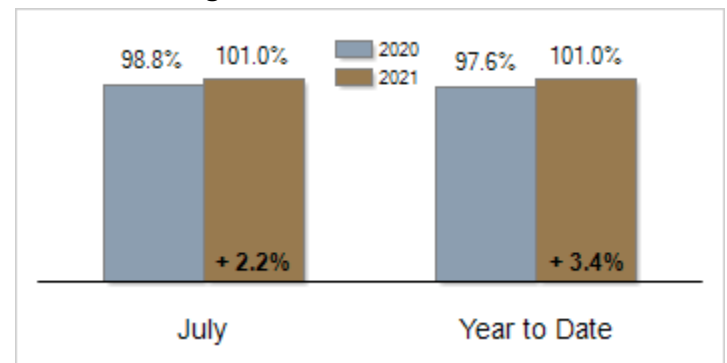
Activity: Year to Date



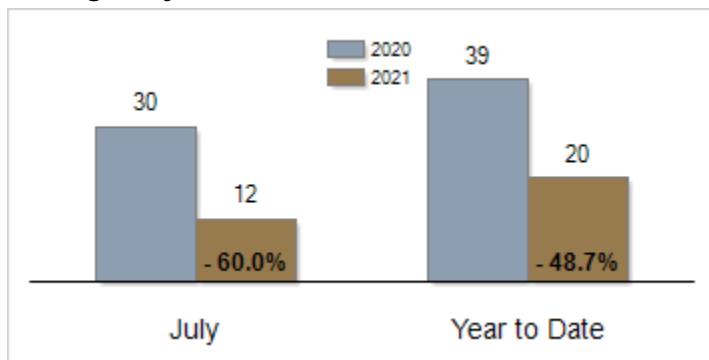
Median Sales Price



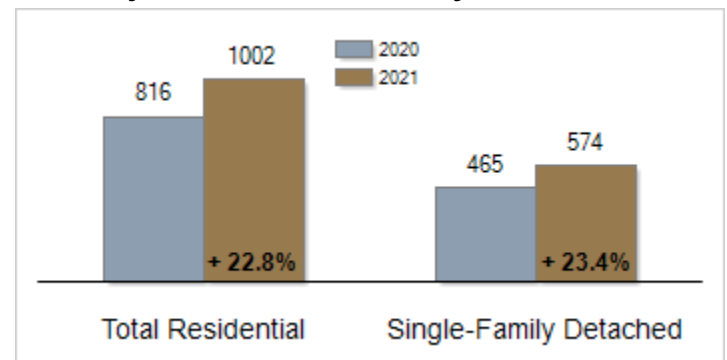
Percent of Original List Price Received at Sale



Average Days on Market Until Sale



Inventory of Homes for Sale: July



All information presented is based on data supplied by BRIGHT MLS. BRIGHT MLS does not guarantee nor is it responsible for its accuracy. Data maintained by the MLS may not reflect all real estate activities in the market. Information is deemed reliable but not guaranteed.