



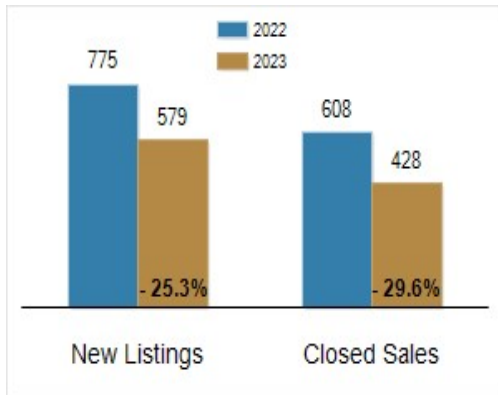
Patterson-Schwartz Real Estate

Residential Market Update

As of Monday, April 10, 2023 9:30:33 AM

All New Castle County	March			Year To Date		
	2022	2023	Change	2022	2023	Change
New Listings	775	579	- 25.3%	1834	1417	- 22.7%
Closed Sales	608	428	- 29.6%	1564	1165	- 25.5%
Pending Sales	697	371	- 46.8%	1748	1194	- 31.7%
Median Sales Price	\$278,500	\$312,185	+ 12.1%	\$289,995	\$307,500	+ 6.0%
% of Original List Price Received at Sale	101.6%	99.6%	- 2.0%	100.2%	98.2%	- 2.0%
Average Days on Market Until Sale	20	25	+ 25.0%	20	28	+ 40.0%
Total Residential Listing Inventory (as of 03/31)	446	605	+ 35.7%			
Single-Family Detached Inventory (as of 03/31)	253	359	+ 41.9%			

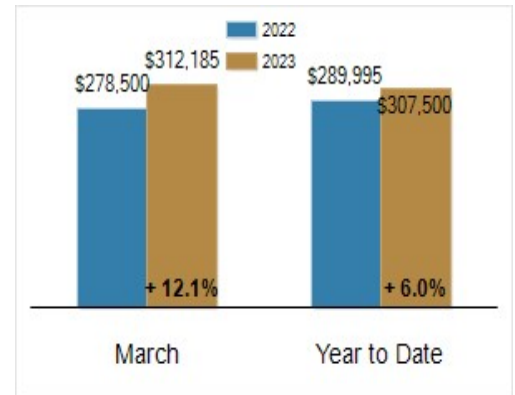
Activity: March



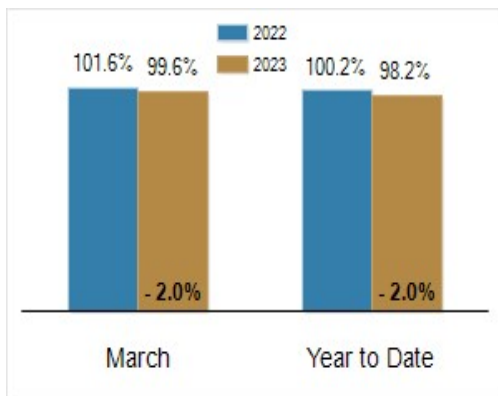
Activity: Year to Date



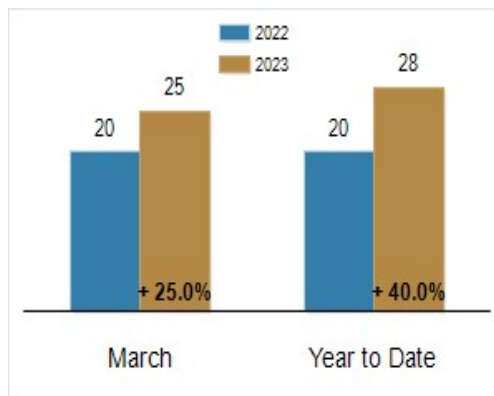
Median Sales Price



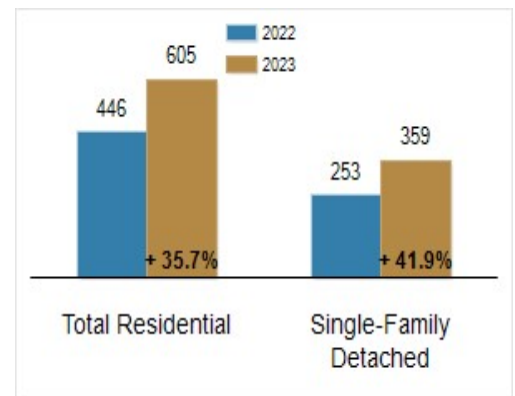
Percent of Original List Price Received at Sale



Average Days on Market Until Sale



Inventory of Homes for Sale: March



All information presented is based on data supplied by BRIGHT MLS. BRIGHT MLS does not guarantee nor is it responsible for its accuracy. Data maintained by the MLS may not reflect all real estate activities in the market. Information is deemed reliable but not guaranteed.