

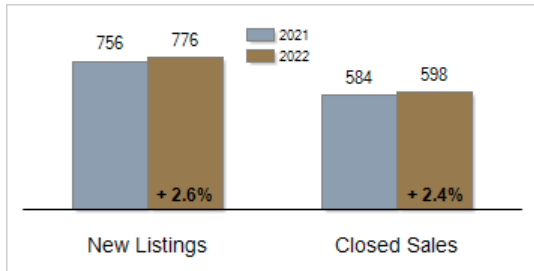


Patterson-Schwartz Real Estate Residential Market Update

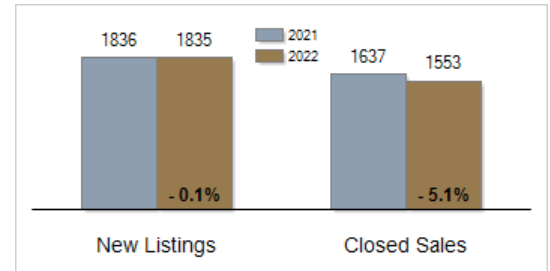
As of Monday, April 11, 2022 9:13:34 AM

All New Castle County	March			Year To Date		
	2021	2022	Change	2021	2022	Change
New Listings	756	776	+ 2.6%	1836	1835	- 0.1%
Closed Sales	584	598	+ 2.4%	1637	1553	- 5.1%
Pending Sales	719	577	- 19.7%	1783	1629	- 8.6%
Median Sales Price	\$262,250	\$280,000	+ 6.8%	\$262,500	\$290,000	+ 10.5%
% of Original List Price Received at Sale	100.4%	101.6%	+ 1.2%	99.7%	100.2%	+ 0.5%
Average Days on Market Until Sale	27	19	- 29.6%	26	20	- 23.1%
Total Residential Listing Inventory (as of 03/31)	466	613	+ 31.5%			
Single-Family Detached Inventory (as of 03/31)	264	359	+ 36.0%			

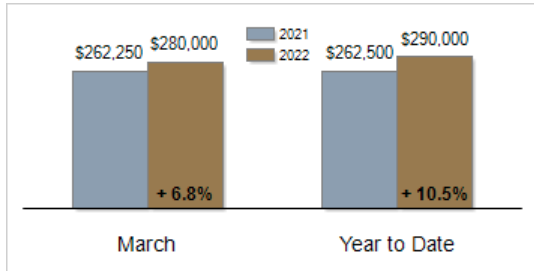
Activity: March



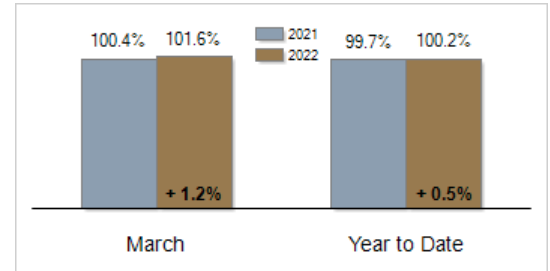
Activity: Year to Date



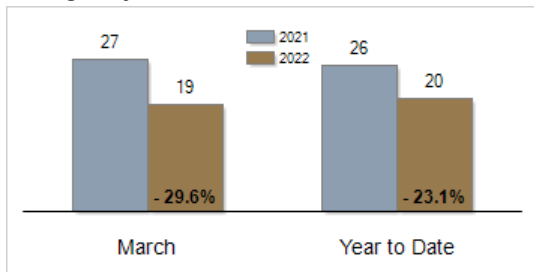
Median Sales Price



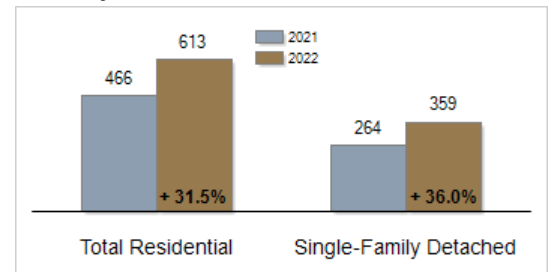
Percent of Original List Price Received at Sale



Average Days on Market Until Sale



Inventory of Homes for Sale: March



All information presented is based on data supplied by BRIGHT MLS. BRIGHT MLS does not guarantee nor is it responsible for its accuracy. Data maintained by the MLS may not reflect all real estate activities in the market. Information is deemed reliable but not guaranteed.