

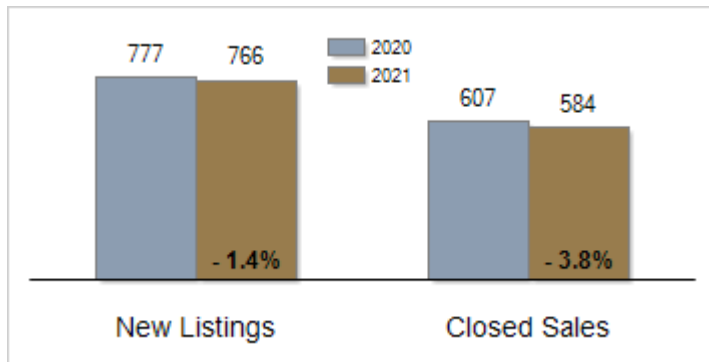


# Patterson-Schwartz Real Estate Residential Market Update

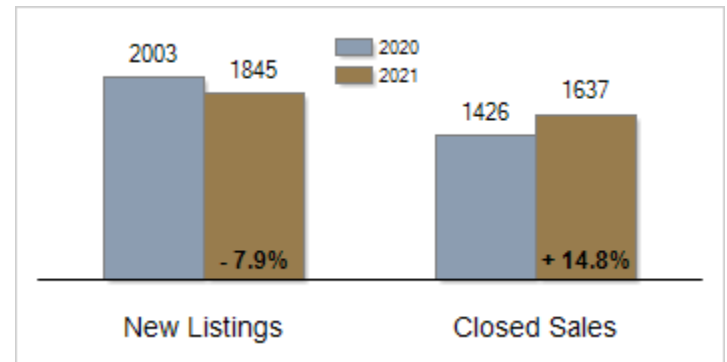
As of Friday, April 9, 2021 1:31:23 PM

All New Castle County	March			Year To Date		
	2020	2021	Change	2020	2021	Change
New Listings	777	766	- 1.4%	2003	1845	- 7.9%
Closed Sales	607	584	- 3.8%	1426	1637	+ 14.8%
Pending Sales	616	590	- 4.2%	1710	1649	- 3.6%
Median Sales Price	\$243,500	\$260,000	+ 6.8%	\$236,000	\$262,500	+ 11.2%
% of Original List Price Received at Sale	96.5%	100.5%	+ 4.0%	96.3%	99.7%	+ 3.4%
Average Days on Market Until Sale	48	25	- 47.9%	52	26	- 50.0%
Total Residential Listing Inventory (as of 03/31)	1036	613	- 40.8%			
Single-Family Detached Inventory (as of 03/31)	583	358	- 38.6%			

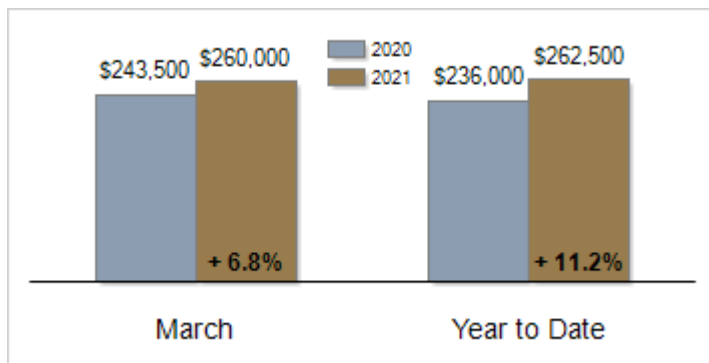
### Activity: March



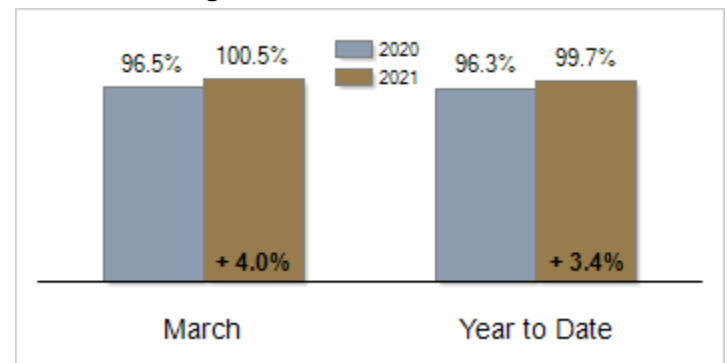
### Activity: Year to Date



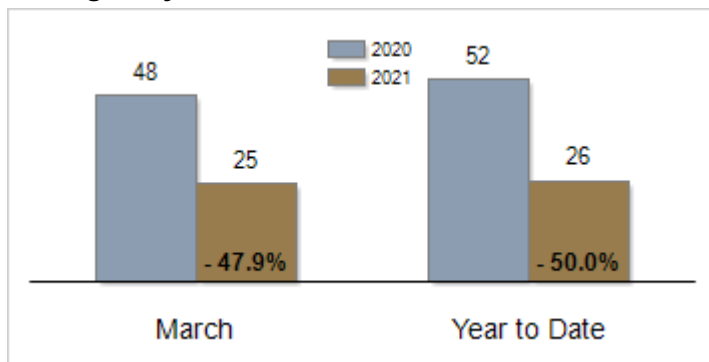
### Median Sales Price



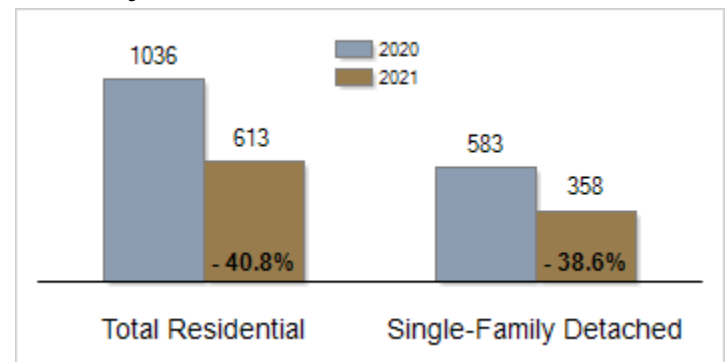
### Percent of Original List Price Received at Sale



### Average Days on Market Until Sale



### Inventory of Homes for Sale: March



All information presented is based on data supplied by BRIGHT MLS. BRIGHT MLS does not guarantee nor is it responsible for its accuracy. Data maintained by the MLS may not reflect all real estate activities in the market. Information is deemed reliable but not guaranteed.