



Patterson-Schwartz Real Estate Residential Market Update

As of Wednesday, September 7, 2022 9:30:45 AM

All Kent County	August			Year To Date		
	2021	2022	Change	2021	2022	Change
New Listings	414	312	- 24.6%	2538	2428	- 4.3%
Closed Sales	311	248	- 20.3%	2106	1956	- 7.1%
Pending Sales	336	228	- 32.1%	2196	1993	- 9.2%
Median Sales Price	\$295,000	\$320,000	+ 8.5%	\$274,000	\$305,000	+ 11.3%
% of Original List Price Received at Sale	101.4%	98.8%	- 2.6%	100.7%	100.3%	- 0.4%
Average Days on Market Until Sale	13	18	+ 38.5%	21	21	+ 0.0%
Total Residential Listing Inventory (as of 08/31)	351	476	+ 35.6%			
Single-Family Detached Inventory (as of 08/31)	298	401	+ 34.6%			

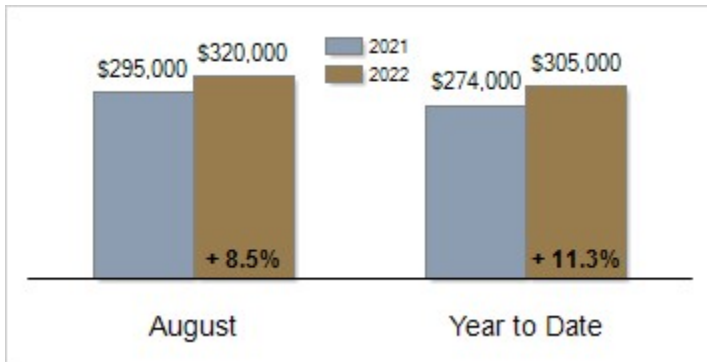
Activity: August



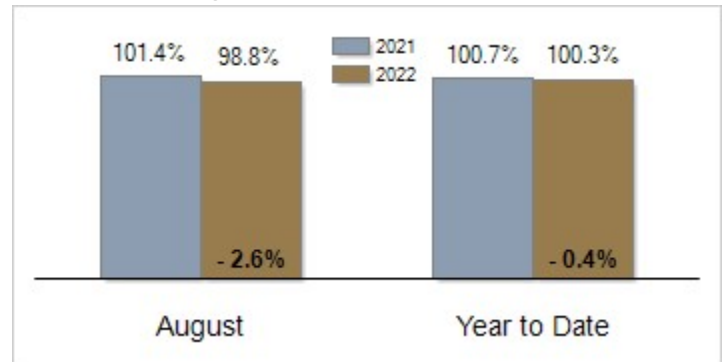
Activity: Year to Date



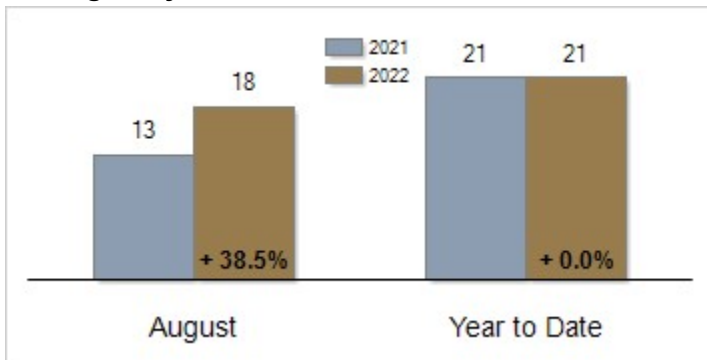
Median Sales Price



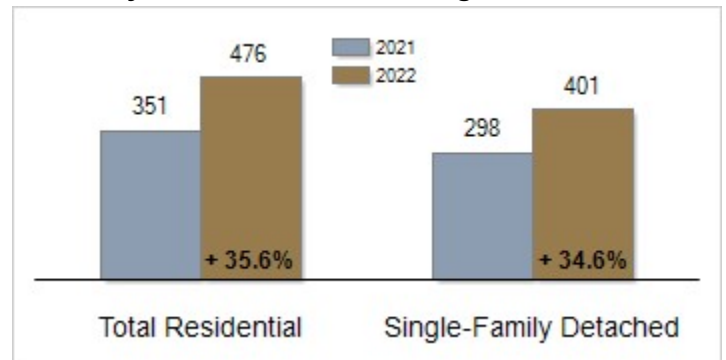
Percent of Original List Price Received at Sale



Average Days on Market Until Sale



Inventory of Homes for Sale: August



All information presented is based on data supplied by BRIGHT MLS. BRIGHT MLS does not guarantee nor is it responsible for its accuracy. Data maintained by the MLS may not reflect all real estate activities in the market. Information is deemed reliable but not guaranteed.