



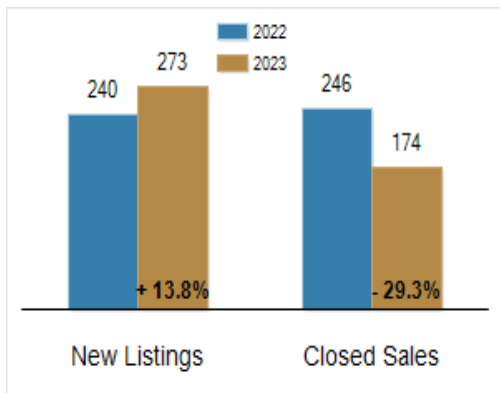
Patterson-Schwartz Real Estate

Residential Market Update

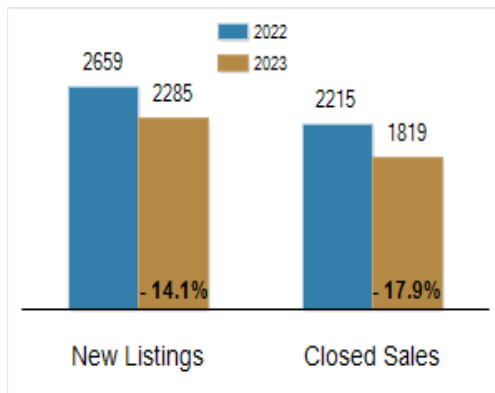
As of Friday, October 6, 2023 10:30:07 AM

All Kent County	September			Year To Date		
	2022	2023	Change	2022	2023	Change
New Listings	240	273	+ 13.8%	2659	2285	- 14.1%
Closed Sales	246	174	- 29.3%	2215	1819	- 17.9%
Pending Sales	217	164	- 24.4%	2243	1836	- 18.1%
Median Sales Price	\$305,000	\$335,000	+ 9.8%	\$305,000	\$315,000	+ 3.3%
% of Original List Price Received at Sale	97.3%	98.5%	+ 1.2%	99.9%	98.3%	- 1.6%
Average Days on Market Until Sale	19	24	+ 26.3%	21	30	+ 42.9%
Total Residential Listing Inventory (as of 09/30)	370	482	+ 30.3%			
Single-Family Detached Inventory (as of 09/30)	311	398	+ 28.0%			

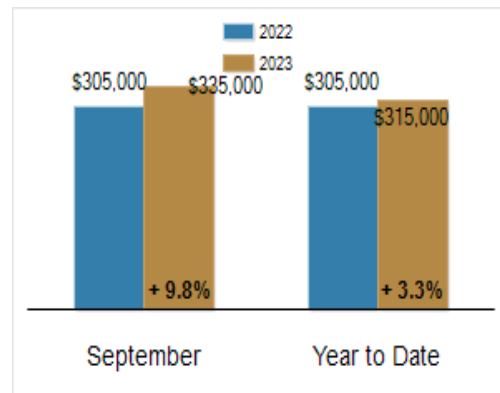
Activity: September



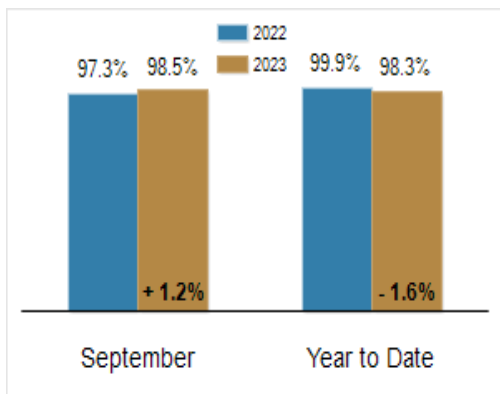
Activity: Year to Date



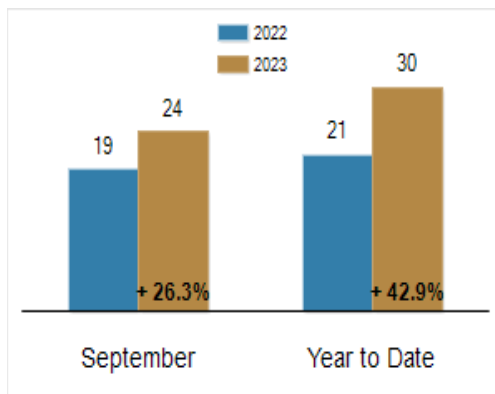
Median Sales Price



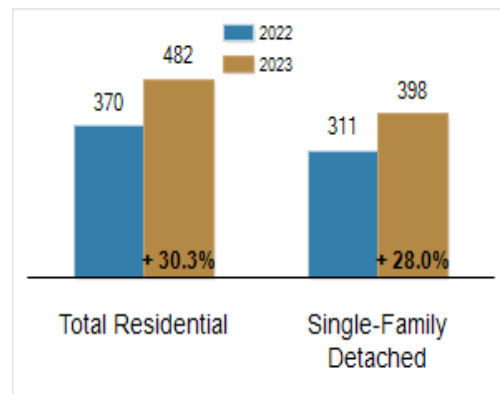
Percent of Original List Price Received at Sale



Average Days on Market Until Sale



Inventory of Homes for Sale: September



All information presented is based on data supplied by BRIGHT MLS. BRIGHT MLS does not guarantee nor is it responsible for its accuracy. Data maintained by the MLS may not reflect all real estate activities in the market. Information is deemed reliable but not guaranteed.