

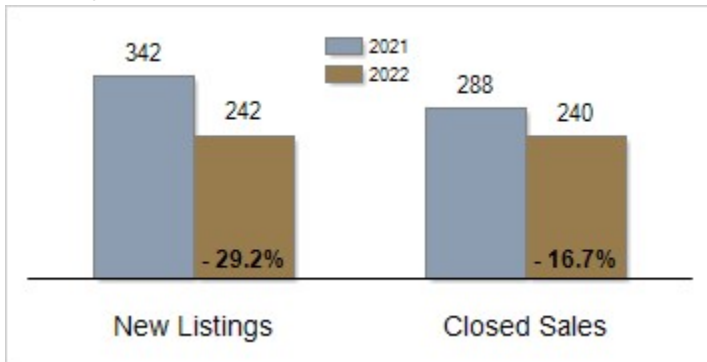


# Patterson-Schwartz Real Estate Residential Market Update

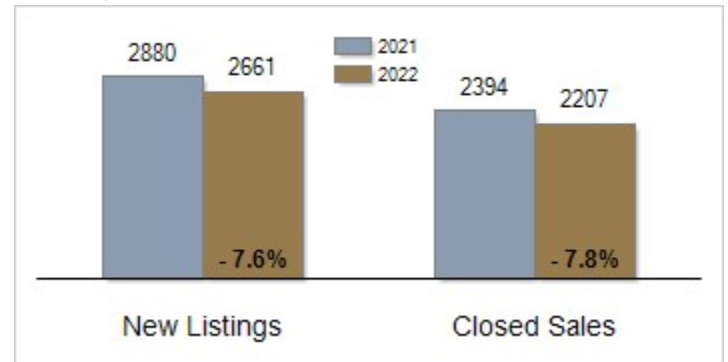
As of Monday, October 10, 2022 9:18:38 AM

All Kent County	September			Year To Date		
	2021	2022	Change	2021	2022	Change
New Listings	342	242	- 29.2%	2880	2661	- 7.6%
Closed Sales	288	240	- 16.7%	2394	2207	- 7.8%
Pending Sales	286	196	- 31.5%	2482	2204	- 11.2%
Median Sales Price	\$299,450	\$302,995	+ 1.2%	\$275,000	\$304,600	+ 10.8%
% of Original List Price Received at Sale	100.4%	97.2%	- 3.2%	100.6%	99.9%	- 0.7%
Average Days on Market Until Sale	16	19	+ 18.8%	20	21	+ 5.0%
Total Residential Listing Inventory (as of 09/30)	368	462	+ 25.5%			
Single-Family Detached Inventory (as of 09/30)	308	389	+ 26.3%			

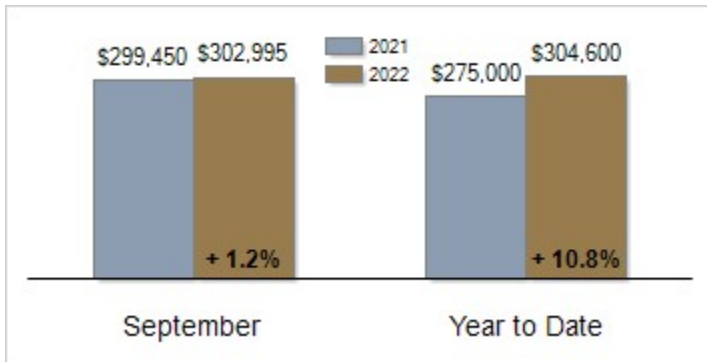
## Activity: September



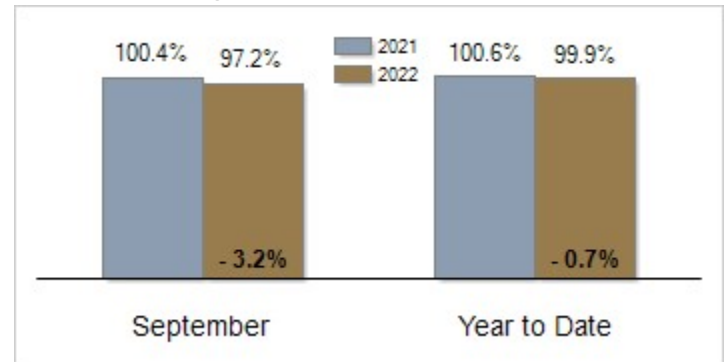
## Activity: Year to Date



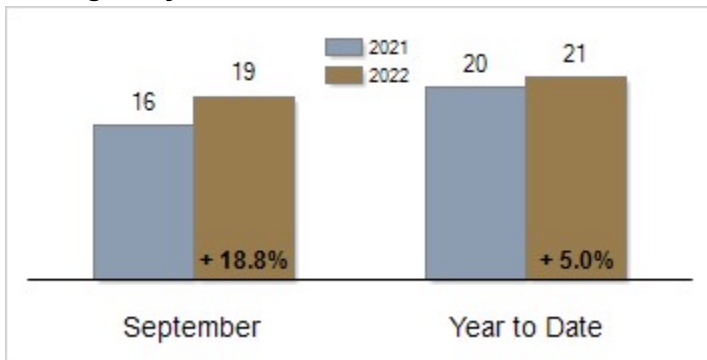
## Median Sales Price



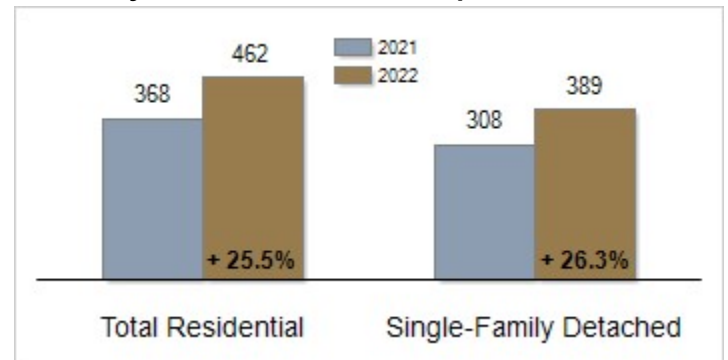
## Percent of Original List Price Received at Sale



## Average Days on Market Until Sale



## Inventory of Homes for Sale: September



All information presented is based on data supplied by BRIGHT MLS. BRIGHT MLS does not guarantee nor is it responsible for its accuracy. Data maintained by the MLS may not reflect all real estate activities in the market. Information is deemed reliable but not guaranteed.