



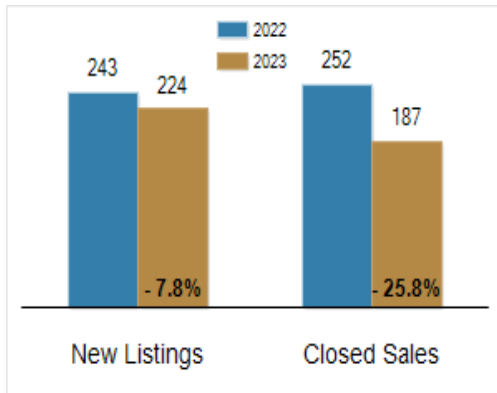
Patterson-Schwartz Real Estate

Residential Market Update

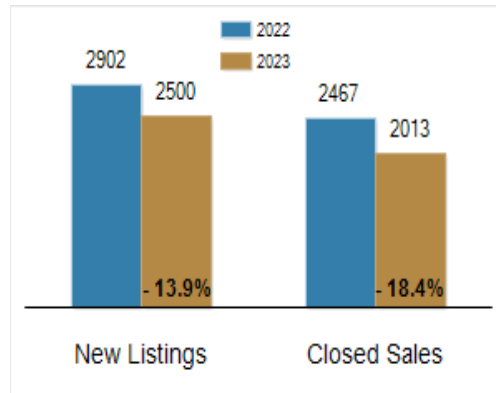
As of Tuesday, November 7, 2023 9:55:33 AM

All Kent County	October			Year To Date		
	2022	2023	Change	2022	2023	Change
New Listings	243	224	- 7.8%	2902	2500	- 13.9%
Closed Sales	252	187	- 25.8%	2467	2013	- 18.4%
Pending Sales	187	157	- 16.0%	2430	2013	- 17.2%
Median Sales Price	\$319,450	\$314,900	- 1.4%	\$305,000	\$315,000	+ 3.3%
% of Original List Price Received at Sale	98.0%	98.8%	+ 0.8%	99.7%	98.2%	- 1.5%
Average Days on Market Until Sale	25	27	+ 8.0%	21	30	+ 42.9%
Total Residential Listing Inventory (as of 10/31)	386	497	+ 28.8%			
Single-Family Detached Inventory (as of 10/31)	314	409	+ 30.3%			

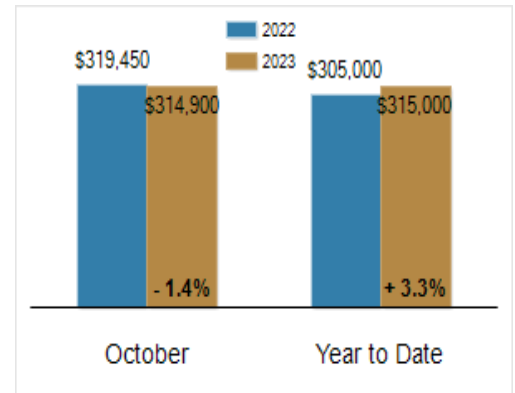
Activity: October



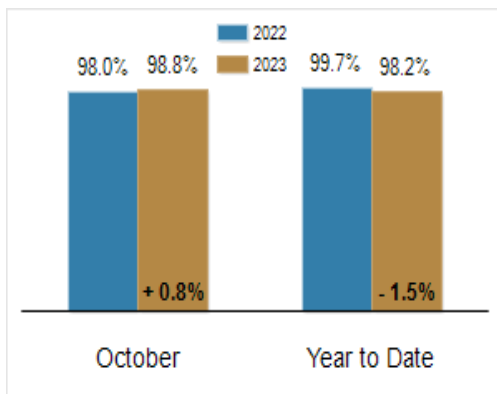
Activity: Year to Date



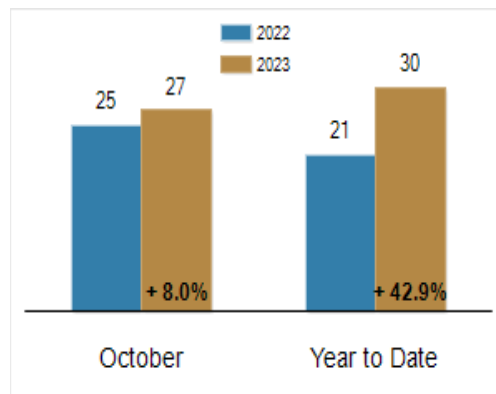
Median Sales Price



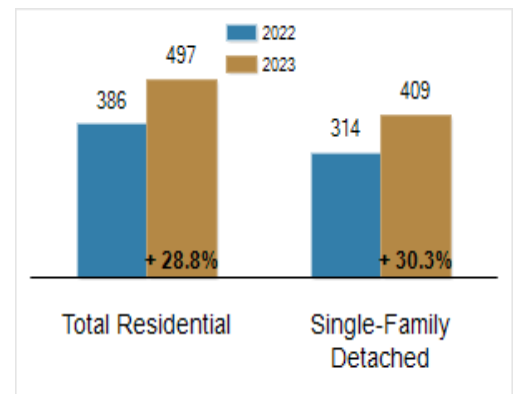
Percent of Original List Price Received at Sale



Average Days on Market Until Sale



Inventory of Homes for Sale: October



All information presented is based on data supplied by BRIGHT MLS. BRIGHT MLS does not guarantee nor is it responsible for its accuracy. Data maintained by the MLS may not reflect all real estate activities in the market. Information is deemed reliable but not guaranteed.