

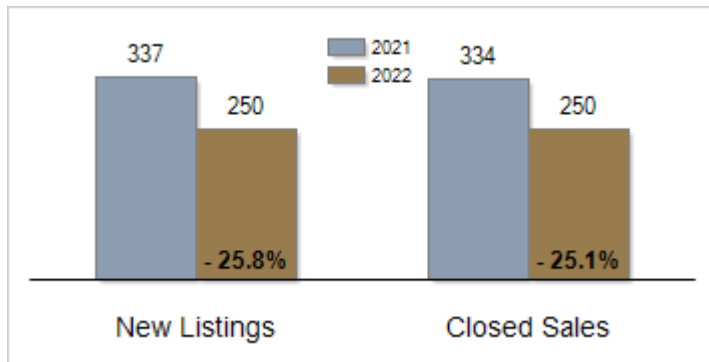


Patterson-Schwartz Real Estate Residential Market Update

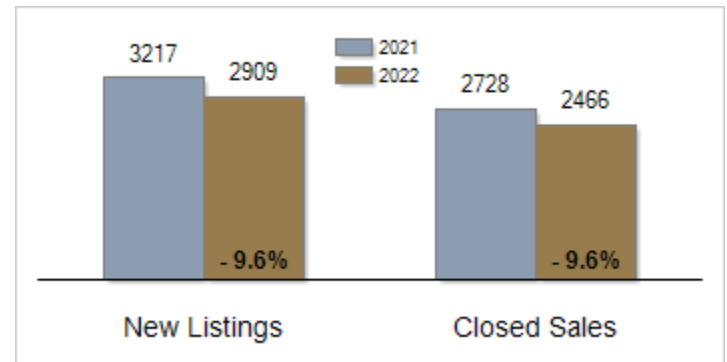
As of Wednesday, November 9, 2022 9:13:18 AM

All Kent County	October			Year To Date		
	2021	2022	Change	2021	2022	Change
New Listings	337	250	- 25.8%	3217	2909	- 9.6%
Closed Sales	334	250	- 25.1%	2728	2466	- 9.6%
Pending Sales	296	166	- 43.9%	2778	2391	- 13.9%
Median Sales Price	\$300,000	\$319,950	+ 6.7%	\$280,000	\$305,000	+ 8.9%
% of Original List Price Received at Sale	100.3%	97.9%	- 2.4%	100.6%	99.7%	- 0.9%
Average Days on Market Until Sale	17	24	+ 41.2%	20	21	+ 5.0%
Total Residential Listing Inventory (as of 10/31)	361	487	+ 34.9%			
Single-Family Detached Inventory (as of 10/31)	293	390	+ 33.1%			

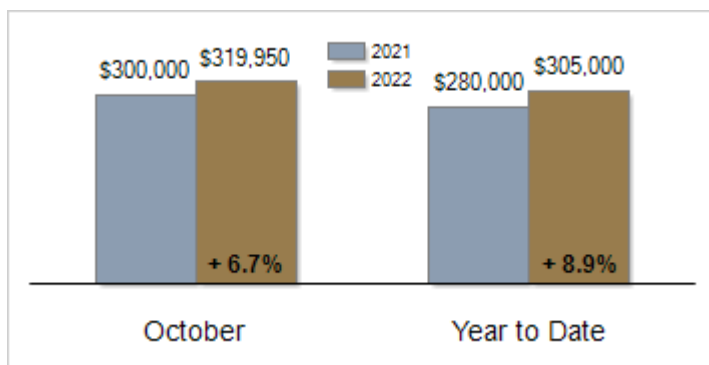
Activity: October



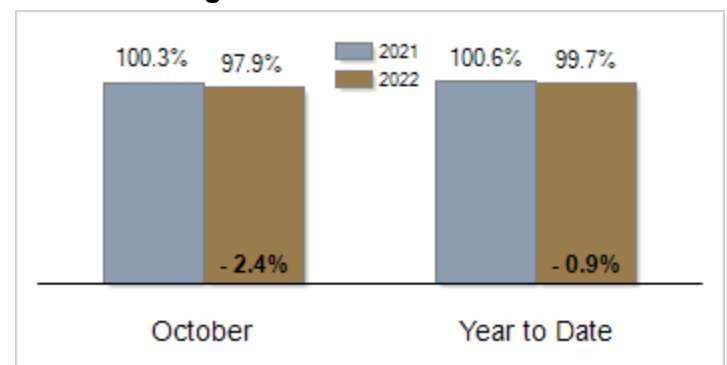
Activity: Year to Date



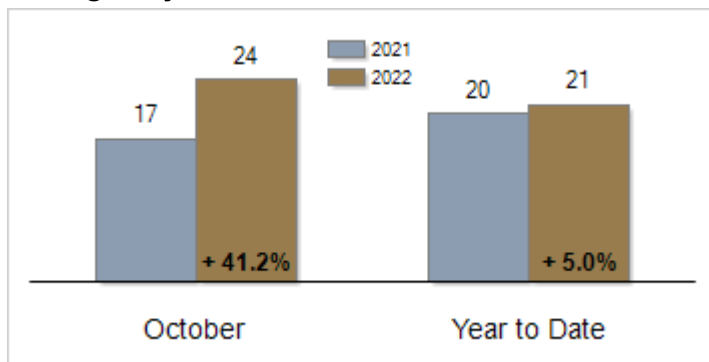
Median Sales Price



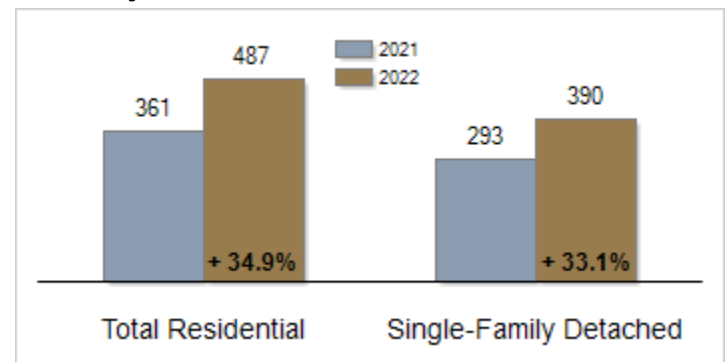
Percent of Original List Price Received at Sale



Average Days on Market Until Sale



Inventory of Homes for Sale: October



All information presented is based on data supplied by BRIGHT MLS. BRIGHT MLS does not guarantee nor is it responsible for its accuracy. Data maintained by the MLS may not reflect all real estate activities in the market. Information is deemed reliable but not guaranteed.