



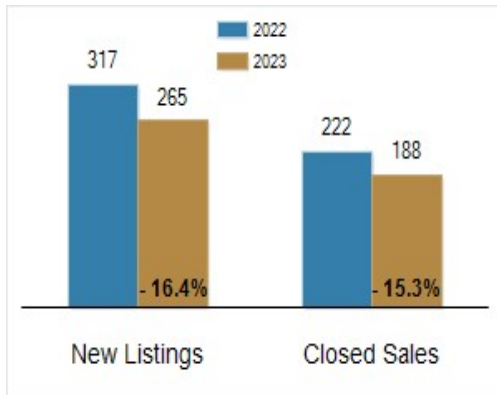
Patterson-Schwartz Real Estate

Residential Market Update

As of Tuesday, May 9, 2023 9:17:05 AM

All Kent County	April			Year To Date		
	2022	2023	Change	2022	2023	Change
New Listings	317	265	- 16.4%	1095	959	- 12.4%
Closed Sales	222	188	- 15.3%	885	712	- 19.5%
Pending Sales	238	197	- 17.2%	966	797	- 17.5%
Median Sales Price	\$331,840	\$307,748	- 7.3%	\$295,000	\$300,000	+ 1.7%
% of Original List Price Received at Sale	101.9%	98.8%	- 3.1%	100.4%	97.5%	- 2.9%
Average Days on Market Until Sale	19	31	+ 63.2%	24	37	+ 54.2%
Total Residential Listing Inventory (as of 04/30)	319	369	+ 15.7%			
Single-Family Detached Inventory (as of 04/30)	272	311	+ 14.3%			

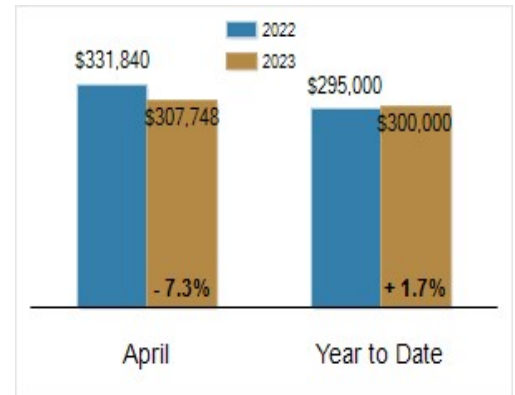
Activity: April



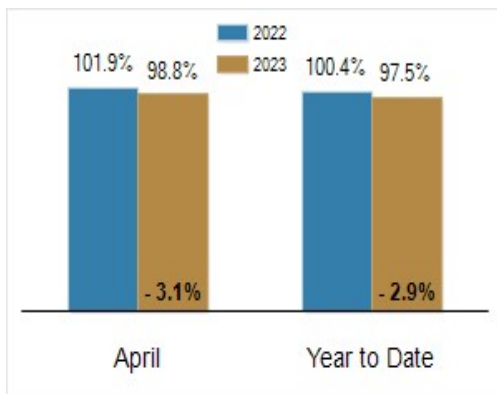
Activity: Year to Date



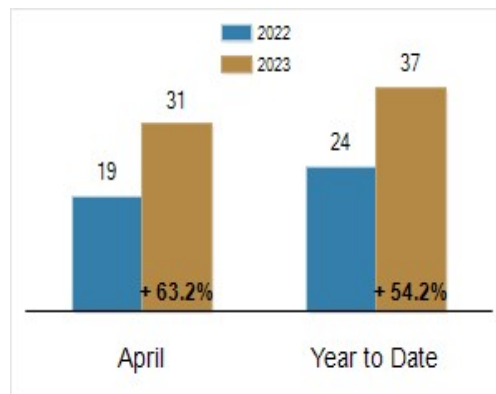
Median Sales Price



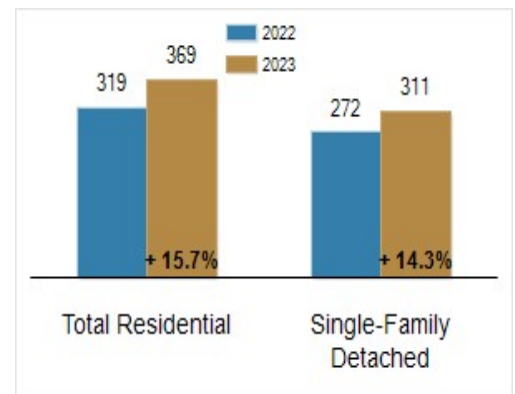
Percent of Original List Price Received at Sale



Average Days on Market Until Sale



Inventory of Homes for Sale: April



All information presented is based on data supplied by BRIGHT MLS. BRIGHT MLS does not guarantee nor is it responsible for its accuracy. Data maintained by the MLS may not reflect all real estate activities in the market. Information is deemed reliable but not guaranteed.